



Since 1943

www.robbsinautotop.com

*Convertible Tops ∞ Tonneau Covers
Headliners ∞ Top Boots
Glass & Plastic Windows ∞ Accessories*

2012



PermaLok™

Window Bonding System

Robbins Auto Top, long considered the industry leader in technical innovation, proudly introduces the *PermaLok* Window Bonding system. Not just a new name for an old process, PermaLok is a completely new way of window bonding developed specifically for convertible tops.

ADVANCED MANUFACTURING

You know what they say about doing the same thing over and over but expecting different results!

At Robbins we realized that in order to truly provide a superior window system we had to completely rethink how windows are installed in convertible tops. Anything less would not be good enough. So we set out to develop a process that would eliminate window bond failure. The result is the *PermaLok* Window Bonding System. The new standard by which all tops will be measured.



Automated equipment folds the topping material around a structural metal support ring (not plastic) which is then bonded to the window glass using an ultra-high strength aerospace bonding agent. Special presses are used to hold the assembly in place until the adhesive is fully cured.



We love people, and there are a lot of great ones at Robbins, but when it comes to precision manufacturing...robots are our best friend.

Just like the car manufacturers, Robbins developed and installed robotic application systems. That is the only way to ensure the correct amount of

adhesive is applied, which is a critical factor in providing a lifetime bond.

All of this automated equipment adds up to one thing...each *PermaLok* top is constructed exactly the same way, every time. That is why you can be assured there will be no surprises with the quality when it comes time to install a Robbins *PermaLok* Top. This level of commitment is unmatched in the top industry.

**COMPLETELY NEW PROCESS • COMPLETELY NEW EQUIPMENT
COMPLETE CONFIDENCE**

NEW LOOK

Hey, is that top good looking or what?!

The *PermaLok* Window System has allowed us to eliminate the stitching and piping commonly found on many bonded window tops. This look is as close to factory original as you



can get and the folded edge won't fray or peel. Your customers will notice and appreciate little details like the fading dot matrix around the edge of the glass and hidden bus bars on defroster models. Attention to detail. That's what sets Robbins apart from the rest!

GREAT LOOK • GREAT FEATURES • GREAT VALUE

LIFETIME WARRANTY

Many tops offer a lifetime warranty but only PermaLok HAS A LIFETIME WARRANTY and a LIFETIME BOND!



Having a great warranty is a good thing, but what you and your customer really want is to eliminate the hassle of failed windows, regardless of who pays. Robbins' *PermaLok* delivers just that by virtually eliminating window bond failure. Oh, and by the way, just in case... *PermaLok* DOES have a Lifetime Warranty!

**NO MORE WINDOW BOND FAILURE
NO MORE HASSLE • NO MORE ANGRY CUSTOMERS**




Tradition of Trust since 1943

For almost 70 years, Robbins Auto Top has been committed to providing only the highest quality products and support to our customers.



It all starts with our selection of materials. Over the years Robbins has developed patterns utilizing the best characteristics of all available materials. Whether the selection is the original material or a better suited replacement, you can be assured each top will install easily, open and close correctly, and provide years of trouble free service.




Robbins takes great pride in their ability to produce exacting patterns. But even a great fitting pattern won't work if it is cut incorrectly. That's why Robbins uses a computer controlled high speed precision Gerber CNC cutting machine to cut the material.



All the best machines in the world are of no use if you don't have highly skilled people to operate them.

At Robbins our team has the experience and dedication required to produce a top with the highest degree of craftsmanship.



Robbins uses Pffaf Hot Air Welders to accurately bond and seal seams to join decks and quarters as part of the assembly process to obtain high strength, waterproof bonds. This is the same process used by OEM convertible manufacturers worldwide.



Time waits for no one. That's why Robbins stocks the largest inventory of finished tops in the industry. You can be assured that when you need it in a hurry, Robbins has it!

TABLE OF CONTENTS

About our New Catalog	2	Chevrolet	29
Topping & Headliners	4	Camaro	33
Bindings.....	6	Corvette	40
Wire-on and Hidem Diagrams	7	Chrysler	44
How to Measure a Bow Height	7	Clenet	49
Typical Top & Top Frame Diagrams.....	8	Cobra (AC)	49
Convertible Top Limited Warranty	10	Datsun	50
Care for Your Convertible Top.....	12	Dodge.....	51
Catalog Installation Hours.....	14	Ferrari	53
Alfa Romeo	15	Fiat.....	54
Audi.....	16	Ford (of Europe) Escort	55
Austin Healey	17	Ford	55
Bentley.....	19	Mustang.....	58
BMW	19	Geo.....	63
Buick	22		
Cadillac	26		





TABLE OF CONTENTS

Hillman Minx.....	64	Morris Minor.....	86
Honda.....	64	Nash.....	86
Isuzu Amigo.....	65	Nissan.....	86
Jaguar.....	65	Oldsmobile.....	87
Jensen.....	68	Opel.....	92
Karmann Ghia.....	68	Peugeot.....	92
Lancia.....	69	Plymouth.....	93
Lincoln.....	69	Pontiac.....	94
Lotus.....	69	Firebird.....	99
Maserati.....	70	Porsche.....	104
Mazda.....	70	Renault.....	109
Mercedes.....	75	Rolls Royce.....	109
Mercury.....	78	Rover.....	109
Mini Cooper (by BMW).....	81	Saab.....	110
Mitsubishi Eclipse.....	81	Singer.....	111
MG.....	83	Sunbeam.....	112
MGB.....	85	Suzuki.....	112
MGF.....	86	Toyota.....	114
Morgan.....	86	Triumph.....	117
		Volkswagen.....	119
		Volvo.....	122
		Convertible/ Original Cross Reference.....	124
		Preferred Installers Program.....	133



About our New Catalog and Ordering our Products

The first step to using our Catalog is to confirm the year, make and model of the convertible for which a top or other product is needed. Call the dealer or Robbins with the VIN number if you are not sure of the convertible year, make, or model.

Refer to the Table of Contents to find product page number(s) for the make and model of your customer's convertible.

One innovation in the Catalog are the side bars that show the convertible names on the outside edge of the pages. You can flip through the pages using the side bars to quickly find a specific convertible and the products we offer.

The Catalog has a new format in which from left to right we list the range of years, make and model, product type and part number.

We have tried to make the product types easy to understand. We list Tops with Heated (or Non-Heated) Glass Window, Tops with 1 or 3 Plastic Windows, and Tops, No Window (like 2004-09 Mercedes CLK) that fit to a factory Heated Glass Window.

Most American (and a small number of European and Japanese) convertibles built before 2005 (except for Corvette and a few other models) were made with separate Top and Glass or Plastic Window assemblies. In the Catalog these are listed as Front Top and Heated or Non-Heated Glass Window, or Plastic Window Sections.

We also now list "Combo Tops" in the Catalog that refer to Front Top and Glass or Plastic Window Sections that are sold together and packed in the same box. "Combo Tops" appear at the beginning of each section.

We have also changed our descriptions of glass windows to "Heated" and "Non-Heated" instead of "Heater/Defroster" and "Tinted" that we used in the past. We have found that some heated glass



About our New Catalog and Ordering our Products

windows are more “defoggers” than true “defrosters” in cold climates and believe heated and non-heated are more accurate descriptions.

Additional descriptive information is shown beneath the Make and Model. Some convertible tops have different color window linings, types of bindings, special extrusions or components or other features which our customers need to know to order the correct product for their convertible.

Some examples of our part numbers:

A 2003-08 BMW Z4 Top with Heated Glass Window part number is 2752C.

A 1996-06 Sebring Heated Glass Window Section Only part number is HD105.

A 1994-04 Mustang Combo Top with Heated Glass Window part number is 6213HD

Complete Robbins part numbers consist of a part number, Topping material and color abbreviations. Call your Robbins distributor to obtain the complete part number for the product for your customer's convertible.

Notes on Glass Window Sections: Older standard glass windows are made using toppings with black drill backing, and the black backing of the Glass Window Section may not be an exact match to the black backing of a Front Top section.

In some cases Glass Window Sections can be made with tan backings but at a higher cost. Please call to confirm whether the Glass Window Section that interests you can be made with tan backing and what the cost will be, before quoting a price to your customer.

We believe this new format will make it much easier for customers to quickly find the products they need.



Topping & Headliners

Topping Abbrev.	Description	Backing	Width (Inches)
-----------------	-------------	---------	----------------

Plain (Square) Weave Cloth Toppings

ST	Haartz Stayfast Cloth Topping	100% Cotton, Black and Tan	60
SF	Robbins Sun-Fast Cloth Topping	100% Polyester Black; 100% Cotton, Black and Tan	60

Twill Weave Cloth Toppings

A5	Sonnenland A5 German Cloth Topping, 100% Acrylic.	100% Polyester dobby (crosshatch), Black	60
A5B	Sonnenland A5B Acoustic German Cloth Topping, made with special sound deadening rubber compound inner layer, 100% Acrylic.	100% Polyester dobby (crosshatch), Black	60
A5S	Sonnenland A5 Singed German Cloth Topping, 100% Acrylic for Porsche convertibles.	100% Polyester dobby (crosshatch), Black	60
GR	Sonnenland Classic German Cloth Topping, Polyester/Acrylic blend.	Polyester/Cotton blend dobby (crosshatch), Black and Tan	60
LM	Haartz JX Cloth Topping for Sebring, 100% Acrylic.	Polyester/Cotton blend, Gray	60
TW	Haartz Twillfast II Cloth Topping, 100% Acrylic.	Polyester/Cotton blend dobby (crosshatch), Black and Tan	60
TWR	Haartz Twillfast RPC Cloth Topping, 100% Acrylic.	100% Polyester dobby (crosshatch), Black	60
SG	Robbins Sun-Fast "G" Cloth Topping by Topline, 100% Acrylic.	100% Polyester dobby (crosshatch), Black	60
SFA	Topline Acoustic Twill Weave Cloth Topping, made with special sound deadening rubber compound inner layer, 100% Acrylic, for Toyota Solara.	100% Polyester, Black	60

Please see our Convertible/Original Cloth Topping Cross Reference for the type and color of Cloth Topping used in OEM convertible tops.

Vinyl Toppings

BS	British Everflex Vinyl for Rolls Royce and other English convertibles*	100% Cotton, Grey and Tan	54
CG	Haartz Bison (Crush) Grain Vinyl	100% Cotton, Black and Tan	54
CH	Pre-1981 Chrysler Crush Grain Vinyl	100% Cotton, Black	54
CM	Cami Double Coated Vinyl for Suzuki Tops**	Polyester scrim inner layer	51
EV	Haartz Standard Grain Vinyl	Polyester/Cotton blend, Black	60
HV	Haartz Twiil Grain Vinyl for Honda S-2000	Polyester/Cotton blend, Black	60
JP	Haartz Crush Grain Jeep Vinyl Topping**	Polyester/Cotton blend, Gray	54
JD	Haartz Denim Grain Vinyl for Isuzu Amigo**	Polyester/Cotton blend, Gray	54
KV	Haartz Standard Grain Vinyl	100% Cotton, Black	54 & 60
LV	Levant Grain Porsche Targa Vinyl**	100% Cotton, Black	54
RC	Haartz Cabrio Grain Vinyls for MX5 Miata and VW Rabbit, Cabrio	100% Cotton, Black	60
RS	Haartz Escort Grain Vinyl	100% Cotton, Black	60
SS	Haartz Sailcloth Grain Vinyl for Mustang and Sebring	Polyester/Cotton blend, Gray	60

* BS is not suitable for American and most other convertible tops.

**CM, JP, JD, LV Vinyls are not suitable for convertible tops.

Topping & Headliners

Material Abbrev.	Description
HEADLINER MATERIALS	
Cloth Headliner Materials	
BRO	Brocade Cloth, elegant headliner used for Mercedes and Saab.
DAN	Dane Cloth
RFB	Foam backed Cloth headliner with reinforced backing.
SBD	Stretch bowdrill Cloth headliner.
TWL	Twill weave Cloth headliner
VL	Velour Cloth headliner widely used in many convertibles
BDP	Black and Tan bowdrill.
BDD	Black and Tan Dobby (crosshatch) bowdrill.
RBD	Black and Tan Dobby (crosshatch) bowdrill with rubber skim coating.
Vinyl Headliners	
GLV	German vinyl headliner.
HLV	Vinyl headliner used by VW, Peugeot and other manufacturers.

Bindings

Styles of Bindings

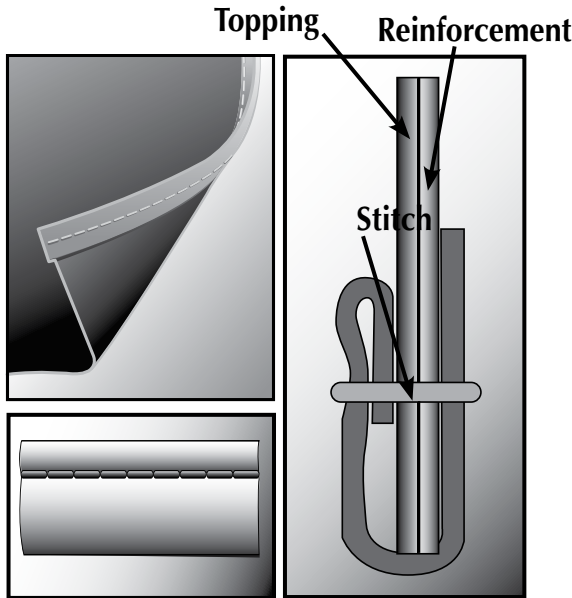
Bindings are narrow width cloth or vinyl materials used to cover exposed edges of convertible tops and other products. Robbins uses several factory original styles of cloth and vinyl bindings such as Single Fold, Double Fold, and Hand-Rolled Binding.

Some tops such as 3161, 3162, 3162 and 3164 Porsche Boxster tops have no binding and are finished by folding over the edge of the topping.

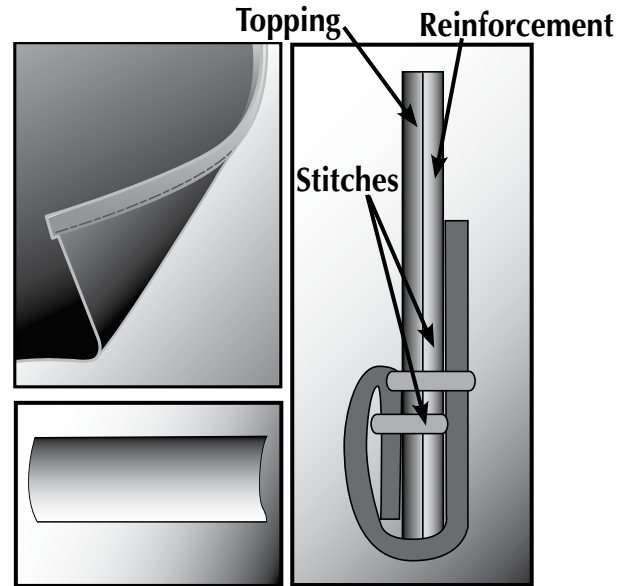
Stitching used to attach the binding can be seen in Single Fold and Double Fold Bindings, and can be seen in some Tops with folded edges. Stitching cannot be seen in Tops finished with Hand-Rolled Binding.

Single Fold and Double Fold bindings are the most widely used. Some convertible tops use both styles of binding, such as tops for 1990-2005 Mazda Miata that have Single Fold above the door glass and Double Fold around the rear window.

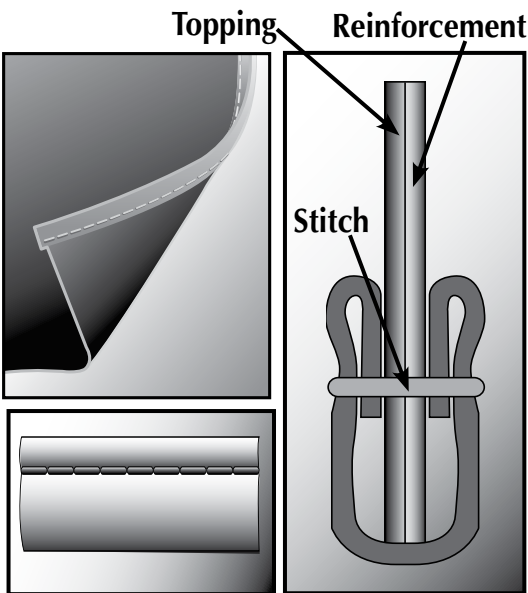
Binding Styles in our Part Numbers



SINGLE FOLD BINDING



HAND ROLLED BINDING



DOUBLE FOLD BINDING

Single and Double Fold Bindings.

All tops made in domestic or imported Cloth toppings finished with Single Fold or Double Fold bindings will have a "C" after the core part number. The "C" signifies that the binding matches (or is extremely close to) the color and weave of the cloth is which the top is made. Examples are 2043C Top for 1999-03 Mercedes CLK, 2917C Top with Heated Glass Window for 1990-05 Mazda Miata, and 2059C Top to fit 2005-On Corvette.

Tops made in PVC Vinyl toppings with Single Fold or Double Fold bindings do not have a "C" after the core part number since the vinyl bindings always match the vinyl toppings in which the top is made. Examples are 2917 for 1990-2005 Miata, 6221 for 2005-On Mustang, and 2191 Top to fit 1977-80 MGB.

Hand-Rolled Cloth or Vinyl Binding.

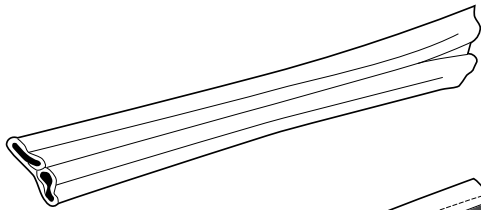
Tops made in Cloth toppings finished with cloth Hand-Rolled Binding will have an "R" at the end of the core item, such as 2042R for 1990-01 Mercedes SL.

Tops made in Cloth or Vinyl toppings finished with Hand-Rolled Vinyl binding will have an "RV" at the end of the core item number such as 2080RV or 2021RV to fit 1971-94 Alfa Romeo. An additional charge is required for Hand-Rolled Cloth or Vinyl Binding if this style of binding was not used in factory original tops.

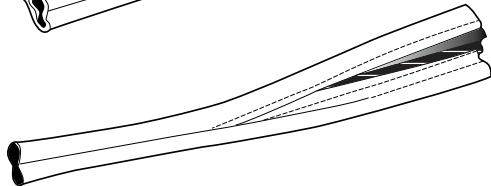
For all part numbers in our Catalog with an "R" or "RV" there is NO extra charge since Hand-Rolled Binding was used in factory original tops for these convertibles.

Wire-On and Hidem Diagrams

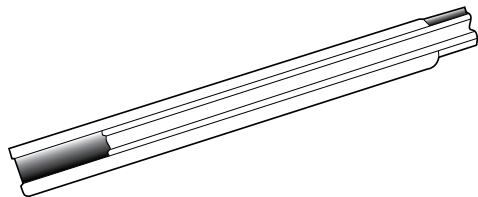
Many older imported and nearly all Pre-1991 American convertibles used Hidem or Wire-On trim across the rear bow.



HIDEM: Available in all CG Bison Crush Grain Vinyl colors, KV BKB and KV WHB, most colors of our RC Cabrio Grain Vinyl, and most colors of Sun-Fast and Stayfast Cloth.



WIRE-ON: Available in many colors of our KV Grain Vinyl, CG BKB and CG WHB in our Crush Grain Vinyl, CH BKB and CH WHB Chrysler Crush Grain Vinyl, some colors of Sailcloth Single Texture Vinyl; and in Black, Blue, and Brown shades of our Sun-Fast Cloth



PLASTIC INSERT WIRE-ON: Available in Black, Oxford White, GM White Ford White and other KV Grain Colors.

How to Measure a Bow Height

Check the Bow Height Measurement **BEFORE** removing the old Top from your customer's car. To measure:

How to measure the Bow Height – Type A:

1. Locate the bottom center of the existing Glass or Plastic Rear Window Section where it meets the inner edge of the belt molding.
2. Place a yardstick or metal ruler flat against the rear window so one end rests against the inner top edge of the rear finish molding, and measure to the middle (not the edge) of the rear bow.
3. The Bow Height measurement you have taken should not vary more than 1/2 inch from the figure listed in our Catalog. If the measurement is off more than 1/2 inch, reset the rear bow to the correct height before installation or the top and/or rear window will not fit correctly. Resetting the bow height in many cases requires replacing the bow pads/straps.

How to measure Bow Height – Type B:

1. Locate the bottom center of the existing Glass or Plastic Rear Window Panel where it meets the bottommost point of the floating rail.
2. Place a yardstick or metal ruler flat against the rear window so one end meets the bottom most point of the floating rail, and measure to the middle (not the edge) of the rear bow.

NOTE: Existing non-elastic pads/bow-straps that are more than 2 years old should be replaced before installing a new convertible top.

Elastic bow-straps and pads/tension straps with integrated elastic should always be replaced before installing a new convertible top. Degraded elastic often results in cuts or holes in convertible tops.

TYPE A



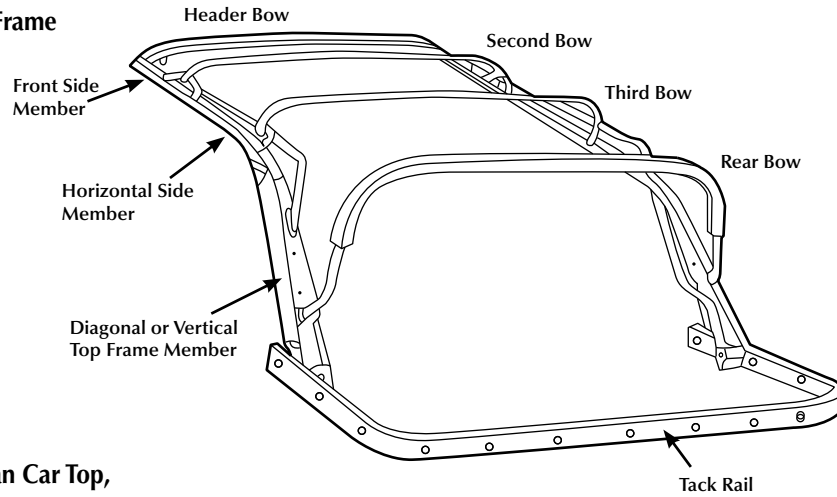
TYPE B



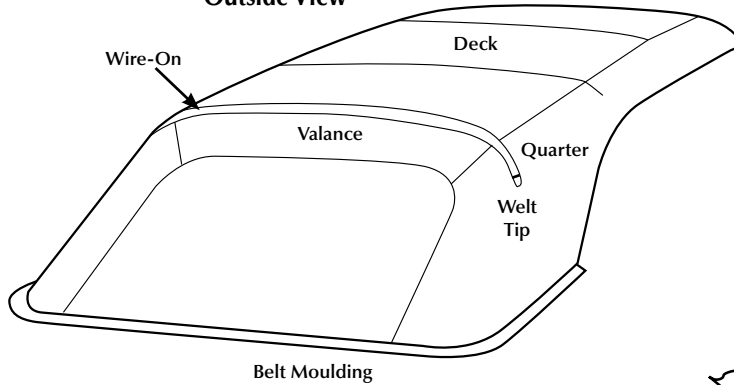
Typical Top & Top Frame Diagrams

This series of diagrams is presented for the purpose of helping our customers better understand the terminology used to describe Convertible Tops, Top Frames and related parts. These diagrams are universal, and while no one diagram shows full details of any specific top, most parts of any top will appear in one of the following diagrams.

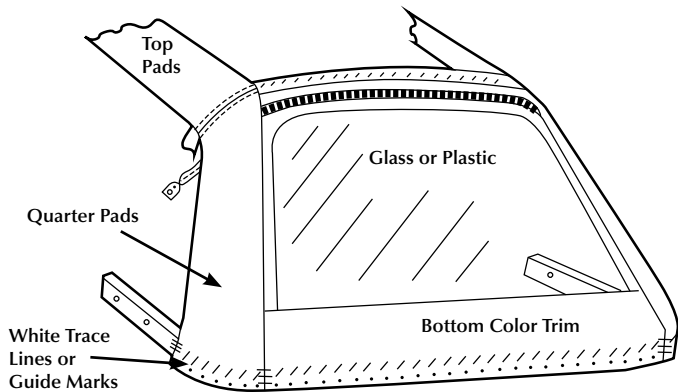
**FIGURE A:
Top Frame**



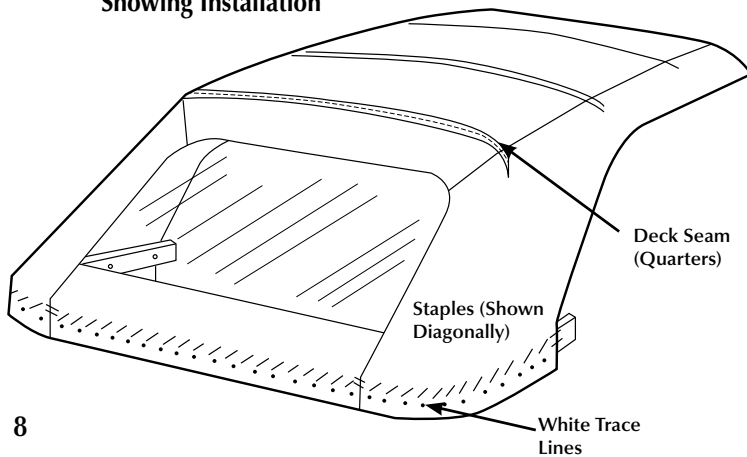
**FIGURE B:
Typical American Car Top,
Outside View**



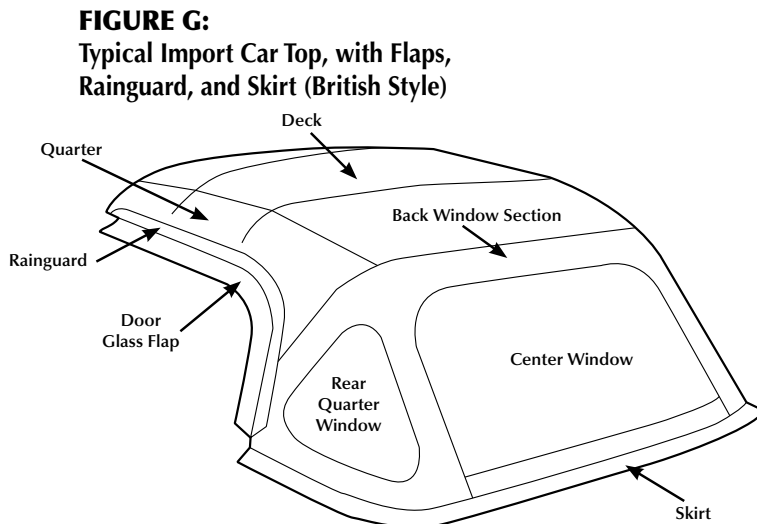
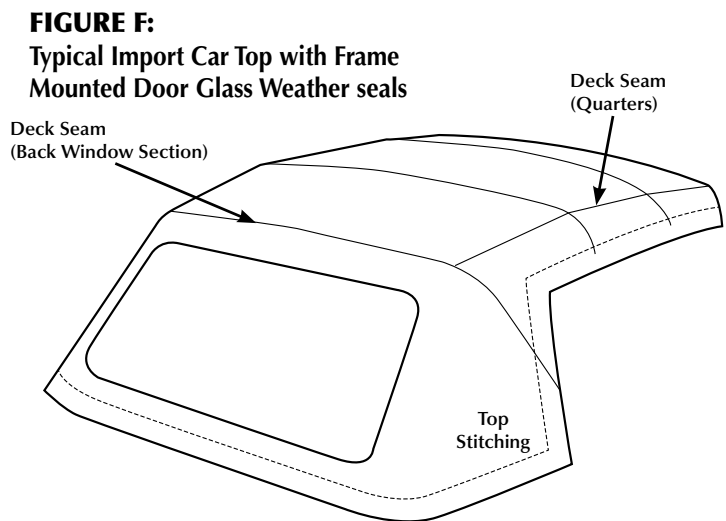
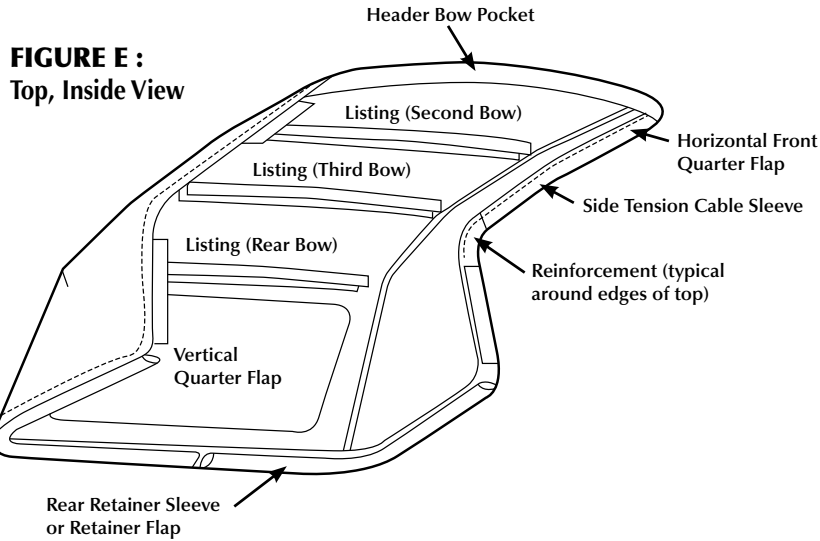
**FIGURE C:
Typical Rear Curtain Assembly Showing
Partial Top Pads, Quarter Pads, and Tack Rail**



**FIGURE D:
Typical American Car Top,
Showing Installation**



Typical Top & Top Frame Diagrams





Convertible Top Limited Warranty

Thank you for your purchase of a Robbins Convertible Top or Window Assembly for your convertible. This product is eligible for our Limited Warranty Protection as specified in this document. Please fill out the information requested on the attached warranty card and return it to Robbins Auto Top within 14 days of the first installation.

Each Robbins manufactured product has a Serial Number on a sewn in product label. In order to make a claim under the terms of the Robbins Limited Warranty the serial number must be provided to Robbins for the purposes of identifying the product and the date of installation. If this label is removed the Warranty may be invalid. PLEASE HAVE YOUR INSTALLER CLEARLY WRITE THE SERIAL NUMBER FROM THE SEWN IN TAG ON YOUR RECEIPT AND THIS DOCUMENT

Please retain this Warranty information for your records, along with a copy of your receipt(s) from the automotive trim and upholstery shop or automotive specialist where you purchased our product and had it installed. For Care and Cleaning information for our products after installation on your convertible, please refer to our Tradition of Excellence brochure, or visit www.robbsinautotop.com.

Limited Warranty

All Robbins products are guaranteed to be free of defects in materials and workmanship at the time of shipment from our plant. If you or your installer encounters any product issues at the time of installation, contact Robbins Auto Top prior to installing the top. No Labor Credit will be available for a products installed with obvious defects. Additionally Robbins guarantees workmanship and materials against failure during a specified period of time after installation (the Warranty). All warranty time periods start from the date of original purchase and/or installation. Warranty is extended to the first purchaser and is not transferrable to subsequent owners. The warranty period does not extend upon installation of warranty replacement products. Additionally some products qualify for a Replacement Labor Credit.

Our Warranty does not cover damage caused to our products by failure to properly operate a convertible top and glass or plastic window by not following the procedures outlined in your owner's manual. Our warranty furthermore does not cover any damage caused by abuse whether accidental or intentional, or damage which may occur during installation of our products; or caused by failure to use or replace pads, side cables, rain rails or other original components; or by use of improper cleaning techniques or cleaners. Warranty is void if sewn in tag with serial number is removed from the product.

Convertible Tops

For a period of Six (6) years from the date of first installation to the original owner, Robbins Auto Top, LLC will repair or replace defective units for the following reasons: cracking or breaking of plastic components (excluding plastic windows); delamination of the deck seams; failure or separation of the stitching (excluding fading); delamination of the topping material (excluding Everflex which is one (1) year).

Additionally, the bond between the topping material and the glass window is warranted against separation, delamination or leaking for as long as the original owner owns the vehicle on which the top was installed.

Headliners, Top Boots, Tonneau Covers

For a period of Twenty-four (24) months from the date of first installation to the original owner, Robbins Auto Top, LLC will repair or replace defective units for the following reasons: cracking or breaking of plastic components (excluding plastic windows); delamination of the seams; failure or separation of the stitching (excluding fading); delamination of the topping material (excluding Everflex which is one (1) year).

Replacement Labor Credit

If, within Eighteen (18) months of the first installation to the original owner, a Robbins top is found to be defective under the terms of this warranty and replacement on the vehicle is required, Robbins Auto Top will pay the installer for a portion of the labor. The amount of the labor credit will be determined by multiplying the Robbins published Installation Flat Rate Hours by the then in effect Warranty Labor Rate. The Labor Credit is not applicable to Headliners, Top Boots, Tonneau Covers or parts and accessories. Labor Credit will only apply to products that were originally installed by a professional installer approved by Robbins Auto Top, LLC

Exclusions from Limited Warranty

Glass Window Heat Grids & Clips: All window heater components are factory tested before shipping and are guaranteed to operate properly at the time of installation. No warranty is offered on these components after the unit is installed. Testing of the grids prior to installation is recommended as no labor credit is available for this defect once installed.

Glass Window Breakage: There is no warranty against breakage of glass windows since we have no control over the use and treatment of glass windows during or after installation

Plastic Windows: We offer no warranty for scratches, cracking or degradation for Plastic Windows, because no clear flexible plastic is available to us which can withstand the harmful effects of UV light and the atmospheric chemicals found in smog, smoke, dust, fog, etc.; and we have no control over the use and treatment of plastic windows during or after installation.

Window Tinting: Application of window tint to glass windows in our convertible tops and glass window assemblies voids our warranty. Window tint (or the installation process) can damage heater defroster grid lines and cause other damage to the glass.

Knots and Minor Blemishes, Direction of Weave in Cloth Toppings: Small knots and blemishes can occur in all cloth toppings due to limitations in the capabilities of the looms which weave the cloth.

We cut our tops to obtain optimum stretch for decks, quarters and reinforcements to insure the best fit and long service life. However when we cut cloth toppings with directional weaves such as the twill weaves used in our Sun-Fast "G", Twillfast, or German Cloth toppings, decks and quarters may have weaves cut in different directions to obtain the best fit for our products.

Normal Color Fading and Shrinkage: All sport toppings, vinyl or cloth, will experience some color fading and normal shrinkage over time. Robbins cannot be held responsible for this unavoidable “aging” process.

Damage Caused by Worn or Defective Top Frames, Flawed Design of Tops and Top Frames by OEM Manufacturers: Robbins is not responsible for damage to our products, or to the convertibles on which they are installed, resulting from worn, bent or otherwise defective top frames; or defective or missing straps, pads, cables, deep well liner, or other components. Examples: 1997-02 Porsche Boxster, 1987-95 LeBaron, 1989 Mustang, 2005-09 Mustang, 1987-95 BMW 3-Series, 1990-94 Capri, 1990-2002 Mercedes SL, and many other convertibles may have problems which are inherent in the basic design, for which we cannot be held responsible. Vehicle manufacturers generally release TSB’s (Technical Service Bulletins) outlining inherent problems with vehicles and recommend solutions. TSB’s may be obtained from an authorized dealer or third party source such as AllData.com.

Damage Caused by failure to install side cables or other components, or Incorrect Installation: Robbins cannot be held responsible for damage to our products, or to top frame, interior, body, or other area of the convertible caused by failure to use, correctly install or replace side or rear cables, weatherseals, rain rails, top and quarter pads, straps, fasteners or other components installed as original equipment by the convertible manufacturer. Robbins furthermore is not responsible for damage to our products or the convertible on which they are installed caused by use of incorrect tools or improper installation procedures.

Improper Cleaning or Abuse: Any damage to our products caused by improper cleaning techniques, or use of inappropriate cleaning solutions or solvents; or damage caused by customer abuse whether accidental or intentional, is the sole responsibility of the purchaser

Zippers, Fasteners and other Hardware: Always treat zippers and fasteners with care since No Warranty is available from zipper or fastener manufacturers. Always unlatch top at front before unzipping, or zipping window closed on any convertible top, glass or plastic window, unless instructed differently in an Owners Manual or Installation Guide such as for our Miata tops with glass windows. We can guarantee only that zippers, fasteners and other hardware are free of defects at the time of shipment, since we have no control over the use of these items during or after installation.

Color Fading of Thread: Threads are not colorfast and will fade over time. Our black thread offers the highest resistance to fading over any black thread in use, but may fade slightly over time.

Additional Terms and Conditions

Any alteration, modification, substitution of components, etc. that in any manner alters the appearance or the way in which the products function, automatically voids the Warranty protection. Robbins Limited Warranty applies to the original purchaser of our products. Any sale or transfer of the vehicle to another party will void the warranty. The warranty card included with the product must be completed and returned to Robbins Auto Top Company. Alternatively, you may register your product online at www.robbsautotop.com. **Note: Without a receipt from a professional installation shop clearly identifying the name of the original owner and the date of installation, Robbins Auto Top will not be able to validate the warranty coverage and no warranty for the product will be available.** The receipt must be submitted with any warranty claim. Warranty is void if sewn in tag with serial number is removed from the product.

Robbins Auto Top, LLC does not accept any responsibility in connection with the installation of any of its products by its dealers or agents, nor does Robbins undertake responsibility to any purchaser for warranty express or implied by any of its dealers, distributors or agents beyond that which is contained herein.

Without regard to an alleged defect of its products, Robbins, under any circumstances, does not assume responsibility for loss of time, inconvenience, revenue, or other consequential damage including, but not limited to, expenses for telephone, food, lodging, travel, loss or damage to the vehicle the products are installed on or loss or damage to personal property of the purchaser or user of the products.

Robbins reserves the right to make changes in the design of, improvements of, or warranty of its products without imposing any obligation upon itself to provide the same for any products theretofore manufactured.

Robbins cannot be held responsible for damage caused by Acts of God such as flooding, hail storms, tornadoes, earthquakes, etc. There are no additional warranties or guarantees expressed or implied, beyond what is described above. We furthermore do not authorize others to make any claims of merchantability, warranty, fitness, etc., of our products other than what is described herein.

In determining what constitutes a failure under the terms of this warranty the decision of the Robbins Auto Top, LLC shall be final.

Professional Installation

To help ensure proper fit and finish, and protect the convertible owner’s investment, Robbins products should be installed by Professional Installers only. Our warranty does not cover damage or improper fit resulting from incorrect installation, failure to re-install necessary components, or failure to replace worn or damaged components (cables, straps, pads, brackets, etc.) in order for the top to function properly.

Professional Installers have the tools, skills, adhesives, knowledge and experience to install our products correctly. The Installation Guidelines supplied with some of our products are not complete step by step instructions—they alert professional installers to special steps that are required when installing specific products. Installation Guidelines are not offered for all products. Technical Support is offered only for Distributors and Professional Installers. Technical Support does not offer step by step installation guidance. Robbins Auto Top Company cannot be held liable for any damage or injury sustained while installing our products. To find a Preferred Installer near you visit www.robbsautotop.com and click on the “Installers” link.

Damage Warning

Damage caused by failure to properly operate a Convertible Top, Tonneau Cover, etc. is the sole responsibility of the purchaser. Most damage of this nature occurs when convertibles are loaned to friends or relatives who are unfamiliar with convertibles. An example of this type of damage is when late MGB tops tear because the fasteners were not released before the top was lowered. The most common cause of Glass Window breakage is obstruction of the glass during raising or lowering. Before lowering any Convertible Top, make sure the storage compartment is free of any foreign object such as beach towels, school books, toys, etc. In convertibles with soft wells (pouch type storage compartments) be sure nothing is underlying the well, and that everything in the trunk is secured. (Spare tires, tools, cartons, etc., can shift and cause problems the next time the top is lowered or raised.) Another cause of glass breakage can be metal top frame components which are out of alignment. If you notice any irregular movement, stiffness, or other problem in lowering or raising your top, immediately take your convertible to an Automotive Trim and Upholstery Shop, or to the OEM dealer to have the frame mechanism inspected. . Additionally, over time, in some new convertibles the rear seat backrest can be bent out of shape, and as a result the glass window can snag on the rear seat backrest and shatter when the top is raised or lowered. We recommend strongly that you always watch carefully as you raise and lower your convertible top and glass rear window to avoid experiencing the sorts of problems described.

Convertible Owner Warranty Request Procedures

If the original owner of the product believes that a defect covered under the terms of this warranty has occurred that owner must immediately contact the retailer or automotive specialist where the product was installed and/or purchased. The retailer/installer will contact Robbins Auto Top, LLC to start the Warranty process. A copy of the retail sales receipt clearly stating the sale/installation date as well as the name of the original owner of the Robbins product reported, and it’s Serial Number (packaged with product, and located on sewn in tag and barcode label), must be submitted with your warranty request. In the event the owner cannot contact the selling/installing dealer then the owner should contact the Robbins Customer Service Department.

Products in which a covered defect is found will be repaired or replaced at our discretion, under the terms and conditions contained herein. While this is not required in all instances, Robbins reserves the right to require that any item for which a warranty claim is filed be returned to us for inspection before any warranty adjustment is allowed. Warranty is void if sewn in tag with serial number is removed from the product.

Care for Your Convertible Top

Ask for our Tradition of Excellence brochure which we pack in every box in which our products are shipped. This brochure contains care and cleaning recommendations, and information regarding our warranty policy.

ALWAYS leave a new top and glass or plastic window in the up position for a minimum of 24 hours for tops made in PVC Vinyl toppings, and one week for tops made in cloth toppings, after our products were installed. As convertible top frames age, links and joints wear and top frames do not have the same alignment as when convertibles were new. Leaving convertible tops and glass windows in the up position after installation allows them time to relax and adjust, or become “seasoned” to the top frame.

ALWAYS follow the instructions in your Owner’s Manual for lowering and raising your Top, unless Robbins provides different guidelines for our products.

ALWAYS keep the top well area free of objects, especially if your Top has a Glass Window. Even harmless looking objects such as beach towels can cause glass windows to break. Objects in your top well can further cause unnecessary wear and stress on top frames, plus cause damage to your top and to plastic windows as well.



ALWAYS unlatch Top at front before unzipping, or zipping window closed in any convertible top, unless different instructions appear in your owners manual or Robbins brochure, which overrides this instruction.

ALWAYS keep your Top, Tonneau Cover, Glass or Plastic Window, etc., clean.

DO NOT raise or lower convertible tops, glass or plastic window assemblies when the temperature is below 40 degrees (5 degrees Centigrade) since this can cause damage to the topping, plastic windows and other components.

DO NOT lower your convertible top, glass or plastic window when the top is wet, to avoid discoloration or other damage to the topping or inside backing.

DO NOT store away wet top boots or tonneau covers, to avoid discoloration and shrinking that can cause these products to no longer fit.



Tips for Convertible Owners

INSTALLATION OF OUR PRODUCTS: Robbins strongly recommends that convertible owners always have our convertible tops, glass windows and other products installed at Automotive Upholstery and Trim Shops. Trim Shops have the tools and experience to correctly install our tops and other products on your convertible.

Please visit our www.robbsinautotop.com website to view a list of Trim Shops in our Preferred Installer program that we recommend convertible owners use to have our products installed.

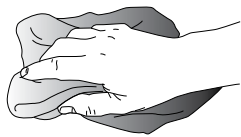
ALWAYS WATCH YOUR CONVERTIBLE TOP (AND GLASS OR PLASTIC WINDOW) AS IT IS LOWERED OR RAISED: Watch for any irregular motion, snagging or other problems. If you notice any problems and your convertible is still under new car Warranty, immediately go to your dealer to have your convertible top frame inspected.

AS CONVERTIBLES AGE: When convertibles are out of warranty, the top frame, bow links and other frame components may no longer have the alignment they did when your convertible was new. Weatherseals,

top frame pads or straps, side and rear cables, rain rails etc., may need to be replaced to avoid water leakage and damage to tops and window assemblies. Not replacing weatherseals can result in wind noise and water leakage when you replace your top. If rust develops on your top frame, have it removed and your top frame repainted to protect your top frame and convertible top.

LEAVE YOUR TOP UP WHEN NOT DRIVING: We strongly recommend that you leave convertible tops latched in the up position overnight or whenever you are not driving your convertible. This will help retain the original shape of your top, resist shrinkage, and avoid crease marks where the top folds when in the down position. Leaving your top up when you are not driving will also help to prolong the service life of plastic windows.

ASK FOR YOUR ROBBINS WARRANTY CARD: Robbins packs our warranty card in the box with every product we manufacture. Ask the automotive Upholstery and Trim Shop which installed your convertible top, glass or plastic window to give you our Warranty Card for your records.



Cleaning of our Products

GLASS WINDOWS: Glass Windows should be cleaned with water based glass cleaners only. Please be extremely careful when cleaning Heater/Defroster glass windows not to scratch the defroster lines or to break the power source connector wire. Cleaner should never be allowed to drip into seams or heat seals.

PLASTIC WINDOWS: Plastic windows in convertible Tops should be cleaned frequently. Be sure to hose or blow off loose dirt particles from surface first, and then use either plain water or mild soap and water solution. Apply with a soft cloth or tissue to gently clean window. Always clean in a side to side or a top to bottom motion, NEVER in a circular motion, (cleaning in a circular motion can damage plastic windows). There are also several good plastic cleaners available such as "Meguiar's Mirror Glaze Formula 17". Never use harsh brushes or abrasives when cleaning plastic windows.

USE OF VINYL PRESERVATIVES: We do NOT recommend use of other penetrating vinyl preservatives, conditioners or dressings on Tops, Tonneau Covers, and other products.

CLEANING TOPS, TONNEAU COVERS AND OTHER PRODUCTS MADE IN CLOTH OR VINYL TOPPINGS We strongly recommend hand washing convertible tops and other products. Tops and other products made in vinyl toppings can be cleaned using Malco Leather and Plastic Cleaner. Products made in Cloth (and Vinyl) toppings can be cleaned with Wolfstein's Ragg Top Cloth and Vinyl Cleaner. *(Note: After cleaning Cloth tops, they need to be treated with Wolfstein's Ragg Top Protectant as well).* While Car Washes generally will not harm convertible Tops made in Cloth or Vinyl Toppings, never allow a car wash to apply spray wax to your convertible Top.

For general hand washing of our products, use Ivory or similar mild soap flakes in a bucket of lukewarm water. In hard water areas add Calgon (not to be confused with dishwasher detergent) or water softener until the water feels slippery. Never use hot water to wash convertible tops or related products.

ALWAYS Wash Tops, Tonneau Covers, etc. in the shade, never in direct sun.

ALWAYS Wash entire Top, Tonneau Cover, etc. Never spot clean to avoid rings or bright spots.

ALWAYS Wet entire car before washing Top. Use sponge or soft bristle brush to apply suds. Do not use a chamois or cloth since these will leave lint on Cloth Tops.

ALWAYS Rinse well with hose, making sure to remove all traces of soap. Wipe off excess water with sponge. Please be careful to hose down entire car to prevent soap from streaking paint.

ALWAYS Install Tonneau Covers and Top Boots after cleaning while still damp to preserve fit and shape.

ALWAYS Try to move Tops into direct sun after cleaning and thorough rinsing to dry. Chamois all excess water off body of car.

DO NOT Use detergents, bleaches, harsh cleansers, cleaners or abrasives.

DO NOT Use dry-cleaning solvents, etc.

DO NOT Use hot water.

DO NOT Lower or cover convertible tops when wet or damp. This can lead to mildew growth and in extreme cases can cause discoloration, or rotting of topping.

Catalog Installation Hours for our Products

The labor hours to install our products are estimates, and may vary based on the condition of the old top and top frame.

The installation hours listed in our Catalog do not include additional labor that may be required to repair damaged or rusted top frames; or time to install side or rear tension cables, top frame pads or straps, weatherstrips, top wells, install hardware or fittings on top frames, repair or replace top frame motors, hydraulic lines, etc. or any other incidental work the convertible may need.

This year we have added installation hours for side tension cables, top wells, top frame pads and other components, but these DO NOT include time to remove and reinstall a convertible top.

Our Logo, "Robbins", "Sun-Fast", "Sun-Fast G", and "Robbins Flex-Hinge" are registered trademarks of Robbins Auto Top LLC.

© Robbins Auto Top LLC 2011.

ALFA ROMEO

Years	Make/Model/Description	Product Type	Core Part #	Install Hrs.	Bow Ht.	Weight (lbs.)
1956-59	Alfa Romeo Giulietta Short Wheel base (No wind wing on doors. For 1959 with Long Wheel Base order 2016. Fasteners included in box.	Top with 1 Plastic Window	2012	5.0		7
1957-59	Alfa Romeo 2 Liter (2000) 6 Murphy studs in body. Fasteners included in box.	Top with 1 Plastic Window	2013	5.0		7
1960-62	Alfa Romeo 2 Liter (2000) 6 Tenax studs in body. 6 English Tenax included in box.	Top with 1 Plastic Window	2014	5.0		7
1960-61	Alfa Romeo Giulietta Rear bar bolts to body. Fasteners included in box.	Top with 1 Plastic Window	2015	5.0		7
1962-63	Alfa Romeo Giulietta Top rivets to rear bar. Padded dash, Wind wing on doors. Also fits 1959 Giulietta with Long Wheel Base Fasteners included in box.	Top with 1 Plastic Window	2016	5.0		7
1963-66	Alfa Romeo 2600 6 English Tenax fasteners included in box.	Top with Zippered Plastic Window	2017	5.5		7
1964-66	Alfa Romeo Giulietta, 1600 Spider, Sprint Fasteners included in box.	Top with 1 Plastic Window	2018	5.0		7
1966	Alfa Romeo GTC 4-Seat, Long Wheel Base, with Wind wing on doors. Fasteners included in box.	Top with 1 Plastic Window	2019	6.5		9
1967-70	Alfa Romeo Duetto, 1600-1750 Spider.	Top with 1 Plastic Window	2020	5.0		7
1967-70	Alfa Romeo Duetto Spider 1600-1750 <i>Original Topping for 2012, 2013, 2014, 2015, 2016, 2017, 2018, 2019 and 2020: Black Cotton/Rayon Cloth.</i>	Tonneau Cover with Side Zippers	1020	3.0		6
1971-94	Alfa Romeo 1750, 2000 Spider, Graduate, Veloce. No padded quarters. (For Top with padded quarters as original, see 2080R below)	Top with 1 Plastic Window	2021	5.0		9
1971-94	Same top as 2021 above.....	Hand-Rolled Cloth Binding	2021R	5.0		9
1971-94	Same top as 2021 above.....	Hand-Rolled Vinyl Binding	2021RV	5.0		9
1971-94	Alfa Romeo 1750, 2000 Spider, Graduate, Veloce, Quadrifoglio Made with Padded Quarters as original.	Top with 1 Plastic Window	2080	5.0		9
1971-94	Same top as 2080 above	Hand-Rolled Cloth Binding	2080R	5.0		9
1971-94	Same top as 2080 above.....	Hand-Rolled Vinyl Binding	2080RV	5.0		9
1971-94	Alfa Romeo 1750, 2000 Spider, Graduate, Veloce, Quadrifoglio with Side Zippers	Tonneau Cover	1021	3.0		6
1971-94	Alfa Romeo 1750, 2000 Spider, Graduate, Veloce, Quadrifoglio Attaches with Durable snaps. Requires drilling into chrome finish molding to install Durable studs. Fasteners included in box.	Top Boot (Non Original)	B1021	2.0		6
	Side Tension Cables Alfa & Fiat Universal, (pair).		CBLRS	0.5		1

(Dim. Wt.)*.....Weight shown is actual weight. Air freight charges are based on higher Dimensional Weights

Years	Make/Model/Description	Product Type	Core Part #	Install Hrs.	Bow Ht.	Weight (lbs.)
1995-03	Alfa Romeo Spider Series 916 Front Top and Plastic Window Sections.	Combo Top	2081PC	8.0		10
1995-03	Alfa Romeo Spider Series 916	Front Top Section	2081	6.0		6
1995-03	Alfa Romeo Spider Series 916 For 2081PC Combo and 2081 Tops.	Plastic Window Section	PC2081	2.0		4
1995-03	Alfa Romeo Spider Series 916 For 2081PC Combo and 2081 Tops. <i>Original Topping: 2081 Black/Black Haartz Stayfast Cloth; HL2081 Black Dane Cloth.</i>	Headliner	HL2081	4.0		2

AUDI

Years	Make/Model/Description	Product Type	Core Part #	Install Hrs.	Bow Ht.	Weight (lbs.)
1992-98	Audi Cabriolet Rainguards above binding. Fits Manual and Power Top Frame models. Headliner not supplied.	Top with 1 Plastic Window	3200C	8.0		12 (Dim. Wt.)*
1992-98	Audi Cabriolet Manual frame top only, with sewn in retainers.	Headliner for 3200C Top	HLM3200	6.0		4
1992-98	Audi Cabriolet Power frame top only, with sewn in retainers. Headliner not supplied. <i>Original Topping: 1992-95 Black, Blue and discontinued colors Sonnenland German Cloth with Black Dobby backing. 1996-98: Black, Blue Haartz Twillfast Cloth w/Black Dobby backing, and Sonnenland Classic German Cloth w/Black Dobby backing. HLM3200 and HLP320: Black Stretch Bowdrill</i>	Headliner for 3200C Top	HLP3200	6.0		4
2003-09	Audi A4,S4 Cabriolet Made with original style extrusions and retainers and original German zipper listings to attach top to original pad. Top fits to original headliner using OEM style metal retainers mounted around rear glass window. <i>2003-On A4: Black, Bordeaux, Jive, Marine Blue Sonnenland A5 German Cloth with Black Dobby backing.</i>	Top with Heated Glass Window	3201C	8.0		21 (Dim. Wt.)*

(Dim. Wt.)*.....Weight shown is actual weight. Air freight charges are based on higher Dimensional Weights

Years	Make/Model/Description	Product Type	Core Part #	Install Hrs.	Bow Ht.	Weight (lbs.)
2000-06	Audi TT Fits first generation TT Roadster only. Rainguards above binding, Original style plastic extrusion sewn to the rear of top at the body rail. Headliner not supplied.	Top with Heated Glass Window	3220C	7.0		17 (Dim. Wt.)*

2000-06 TT: Black, Blue, Euro Green Hartz Twillfast RPC Cloth W/Black Dobby backing.



AUSTIN HEALEY

Years	Make/Model/Description	Product Type	Core Part #	Install Hrs.	Bow Ht.	Weight (lbs.)
1953-56	Austin Healey Roadster 100-4 BN1, BN2. Original style one piece Top, Hand-Rolled Binding, French seam darts. 4 English Tenax and other fasteners included in box.	Top with 1 Sewn Plastic Window	2108R	7.0		7
1954-56	Austin Healey Roadster 100-4 BN1, BN2. Original Long style; Covers dash to body deck, where it attaches like the top. Fasteners included in box.	Tonneau Cover	1103	3.0		6
1954-56	Austin Healey Roadster 100-4 BN1, BN2. Short style. Covers dash to rear edge of cockpit. Fasteners included in box.	Tonneau Cover	1103A	3.0		6
1956	Austin Healey Roadster 100-4 BN1, BN2. Original style, with Hand Rolled Binding. Fasteners included in the box.	Tonneau Cover	1103BR	3.0		6
1957-62	Austin Healey 100-6 BN6, 3000 BN7 2-Seat. 4 Tenax and other fasteners included in box.	Top with 1 Plastic Window	2104	7.0		7
1957-62	Austin Healey 100-6 BN6, 3000 BN7 Short style, 2-Seat. 2 English Tenax and other fasteners included in box.	Tonneau Cover	1104	3.0		6
1957-62	Austin Healey 100-6 BN6, 3000 BN7 Original Long Style. 2-Seat. 4 English Tenax and other fasteners included in box.	Tonneau Cover	1104	3.0		6

(Dim. Wt.)*.....Weight shown is actual weight. Air freight charges are based on higher Dimensional Weights

Years	Make/Model/Description	Product Type	Core Part #	Install Hrs.	Bow Ht.	Weight (lbs.)
1957-59	Austin Healey 100-6 BN4, 3000 BT7 4-Seat. 12 English Tenax and other fasteners included in box.	Top with 1 Plastic Window	2105	7.0		7
1957-58	Austin Healey 100-6 BN4 Longbridge Car 4-Seat, frame slides on rail, ("Longbridge Car" refers to cars built at the Longbridge, England plant.) 12 English Tenax and other fasteners included in box.	Top with 1 Plastic Window	2105A	5.0		7
1960-62	Austin Healey 3000 BT7 4-Seat. Frame stores behind seats, 12 Tenax and other fasteners included in box.	Top with 1 Plastic Window	2155	7.0		7
1957-62	Austin Healey 100-6 BN4, 3000 BT7, 1962 3000 BJ7 Original style with sleeves. 4-Seat. Flap folds back to Murphy studs at back of rear seat. 13 English Tenax and other fasteners included in box.	Tonneau Cover	1105	3.0		6
1962-63	Austin Healey 3000 BJ7 4 Seat. Fits car with roll-up door glass. Rear window clips to metal plate at rear. (No Zipper).	Top with 1 Plastic Window	2156	7.0		8
1963-68	Austin Healey 3000 BJ7 4 Seat, with Side Zippers.	Tonneau Cover	1156	3.0		6
1963-68	Austin Healey 3000 BJ8 4 Seat. Fits cars with Roll-up door glass. Will fit 1962-63 4-Seat BJ7 3000 when metal plate at rear is removed.	Top with 1 Zipper Plastic Window	2156A	7.0		7
1963-68	Austin Healey 3000 BJ8 4-Seat, Original Style.	Tonneau Cover	1157	3.0		6
1963-68	Austin Healey 3000 BJ8 4-Seat, Original Style.	Top Boot	B1157	2.0		6

Original Topping for 2108R, 2104, 2105, 2155, 2156, 2156A: Black and Colors Everflex British Vinyl.

AUSTIN HEALEY SPRITE

Years	Make/Model/Description	Product Type	Core Part #	Install Hrs.	Bow Ht.	Weight (lbs.)
1958-60	Austin Healey Sprite Fits cars with Metal Rod on Windshield. 4 English Tenax and other fasteners included in box.	Top with 3 Plastic Windows	2106	5.0		7
1958	Austin Healey Sprite Fits cars with Snaps on Windshield. 4 English Tenax and other fasteners included in box.	Top with 3 Plastic Windows	2106A	5.0		7
1958-61	Austin Healey Sprite Short style. Covers dash to rear edge of cockpit. Fasteners included in box.	Tonneau Cover	1106	3.0		6
1958-61	Austin Healey Sprite Long style. Covers dash to rear bar, same as top. 4 English Tenax and other fasteners included in box.	Tonneau Cover	1106A	3.0		6
1961-64	Austin Healey Sprite MK II Stow-Away top. Metal Rod inserts through sleeve across header. Fits cars with side curtains. (Metal rod and side curtains not supplied). 4 English Tenax and other fasteners included in box.	Top with 3 Plastic Windows	2166	5.0		7
1962-64	Austin Healey Sprite MK II With side zippers. 4 English Tenax and other fasteners included in box.	Tonneau Cover	1166	3.0		6

(Dim. Wt.)*.....Weight shown is actual weight. Air freight charges are based on higher Dimensional Weights

© Copyright 2011

Robbins Auto Top LLC • 321 Todd Court, Oxnard, CA 93030
USA. Tel 1-877-404-3200 • Fax: 1-805-604-3201 • www.robbsautotop.com

Years	Make/Model/Description	Product Type	Core Part #	Install Hrs.	Bow Ht.	Weight (lbs.)
1965-66	Austin Healey Sprite MK III Stow-away top. Fits car with Roll-up door windows. Top glues to detachable header bow. (Header bow not supplied). 2 English Tenax and other fasteners included in box.	Top with 3 Plastic Windows	2167	5.0		7
1965-66	Austin Healey Sprite MK III With Side Zippers. 2 English Tenax and other fasteners included in box.	Tonneau Cover	1167	3.0		6
1965-66	Austin Healey Sprite MK III With Side Zippers and two original style flaps. Two Lift-the-Dot fasteners in straps mount to studs in floor behind seats. 4 English Tenax and other fasteners included in box.	Tonneau Cover	1167F	3.0		6
1967-70	Austin Healey Sprite MK IV Fits cars with folding top frame. 8 English Tenax and other fasteners included in box.	Top with 3 Plastic Windows	2167A	5.0		7
1967-70	Austin Healey Sprite MK IV With Side Zippers. 8 English Tenax and other fasteners included in box.	Tonneau Cover	1167A	3.0		6
1970-71	Austin Healey Sprite MK IV Fits cars with folding top frame. Velcro on quarters. 6 English Tenax and other fasteners included in box.	Top with 3 Plastic Windows	2168	5.0		7
1970-71	Austin Healey Sprite MK IV With Side Zippers. 6 English Tenax and other fasteners included in box.	Tonneau Cover with Headrest Pockets	1168H	3.0		6

Original Topping for 2106, 2166, 2167, 2167A: Black and Colors Everflex British Vinyl. 2168: Black British Double Coated Vinyl (discontinued).

BENTLEY

Years	Make/Model/Description	Product Type	Core Part #	Install Hrs.	Bow Ht.	Weight (lbs.)
1987-92	Bentley Hand-Rolled Binding, as original. Must specify Gray or Tan window lining when ordering. Two 3½"x120" topping strips included in box to re-cover rear bow and body lead molding. Headliner not supplied.	Top with Wool Broadcloth Lined Plastic Window	2450R	16.0	23 1/2	12

Original Topping for 2450R: Black and Colors Everflex British Vinyl.

BMW

Years	Make/Model/Description	Product Type	Core Part #	Install Hrs.	Bow Ht.	Weight (lbs.)
1977-82	BMW Baur, 3-Series No binding as original.	Rear Plastic Window Section	2708	5.0		6
1983-91	BMW Baur, 3-Series No binding as original.	Rear Plastic Window Section	2709	5.0		6

NOTE: To cover front hatches and for windshield frame to match rear window assembly; order 1.33 yards of matching topping, and add 3 additional hours of labor. Windshield must be removed to re-cover windshield frame.

Original Topping for 2708: Diamond Grain German Vinyl Black/Black (very similar to our KV Grain Vinyl). Original Topping for 2709: Black, Blue Sonnenland Classic German Cloth with Black Dobby backing.

(Dim. Wt.)*.....Weight shown is actual weight. Air freight charges are based on higher Dimensional Weights

Years	Make/Model/Description	Product Type	Core Part #	Install Hrs.	Bow Ht.	Weight (lbs.)
1987-93	BMW E-30 318, 325 Manual Frame. Original style Hand-Rolled Binding.	Top with 1 Green Plastic Window	2710NR	7.0	23 1/4	12 (Dim. Wt.)*
1987-93	BMW E-30 318, 325 Manual Frame. Non-Original Double-Fold Cloth Binding.	Top with 1 Green Plastic Window	2710NC	7.0	23 1/4	12 (Dim. Wt.)*
1991-93	BMW E-30 318, 325 Power Frame. with Original style Hand Rolled Binding.	Top with 1 Green Plastic Window	2711NR	7.0	23 1/4	12 (Dim. Wt.)*
1991-93	BMW E-30 318, 325 Power Frame. Non-Original Double-Fold Cloth Binding.	Top with 1 Green Plastic Window	2711NC	7.0	23 1/4	12 (Dim. Wt.)*
<p><i>NOTE: 2710 & 2711 Tops: Metal Retainer not supplied. Tops made with black extrusion sewn around Green Plastic Window, No OEM style Zipper Window). 2711 Tops made with sleeve between first and second bows to hold factory steel rod.</i></p> <p><i>CAUTION: Worn top frame straps will prevent top from folding correctly, and cuts or holes may occur when top is raised or lowered. See BMW TSB #54 05 93. Replacement is recommended if straps are more than 3 years old. Dealer Part Numbers, 54-31-1-971-921</i></p>						
1987-93	BMW E-30 318, 325 BMW E-30, 318, 325.	Tension Straps	TS2710	2.0		2
1987-93	BMW E-30 318, 325 Metal (BMW Part # 054-31-1-932-704 7).	Retainer, Header Bow	RT2710			3
<p><i>Original Topping for 2710N and 2711N: 1987-93 Black, Blue Brown and discontinued colors Sonnenland Classic German Cloth with Black Dobby backing." 1993 U.S.A. models: Black, Blue and Brown Haartz Twillfast Cloth with Black Dobby backing.</i></p>						
1994-95	BMW E36 318i, 323i, 325i, 328i Relief Pockets at rear quarters. Made with die cut Plastic rear retainer for precise installation. (No OEM style zipper window.)	Top with 1 Green Plastic Window	2712C	8.0		13 (Dim. Wt.)*
1996-99	BMW E36 318i, 323i, 325i, 328i No Relief Pockets. Made with die cut Plastic rear Retainer for precise installation. (No OEM style zipper window.) New Bow Tension straps required to retrofit 1994-95 Models.	Top with 1 Green Plastic Window	2713C	8.0		13 (Dim. Wt.)*
<p><i>NOTE: 2712C and 2713C Tops made with Cloth Binding and original style black extrusion sewn around Green Plastic Window (No OEM Style Zipper). Fits with reusable metal front retainer. Headliner not supplied.</i></p> <p><i>CAUTION: Check Tension Straps before beginning installation of 2712 & 2713 Tops. Worn top frame straps will prevent top from folding correctly, and cuts or holes may occur when top is raised or lowered. Replacement is recommended if straps are more than 3 years old. BMW dealer part #54348225189</i></p>						
1994-99	BMW E36 318i, 323i, 325i, 328i BMW E36 318i, 323i, 325i, 328.	Tension Straps	TS2712	2.0		2
1994-99	BMW E36 318i, 323i, 325i, 328i For 2712C and 2713C Tops, (pair).	Side Tension Cables	CBL2712	0.5		1
<p><i>Original Toppings for 2712C, 2713C: Black, Mauve Blue, English Green and other Black Dobby backing.</i></p>						
2000-08	BMW E46; 323i, 325i, 330i, M3 Made with original style molded plastic retainer to install rear of top to body. Top fits to OEM headliner with clips fit into panel sewn around window glass.	Top with Heated Glass Window	2714C	8.0		20 (Dim. Wt.)*
<p><i>Original Topping for 2714C: Black, Blue, Deep Green Haartz Twillfast RPC Cloth colors Haartz Twillfast Cloth with (TWR) with Black Dobby backing.</i></p>						

(Dim. Wt.)*.....Weight shown is actual weight. Air freight charges are based on higher Dimensional Weights

© Copyright 2011

Robbins Auto Top LLC • 321 Todd Court, Oxnard, CA 93030
USA. Tel 1-877-404-3200 • Fax: 1-805-604-3201 • www.robbsautotop.com

Years	Make/Model/Description	Product Type	Core Part #	Install Hrs.	Bow Ht.	Weight (lbs.)
2005-09	BMW E64 6 Series Fits to factory glass window. Made with sound dampening acoustic pad and die cut plastic retainers.	Top, No Window	2765C	12.0		13 (Dim. Wt.)
<i>Original Topping for 2764C: Black and Basalt Gray Twillfast RPC Cloth with RPC Cloth (TWR) Black Dobby Backing</i>						
Z-3						
1996-02	BMW Z3 E37 OEM style rear quarter relief pockets as original for 1997-02 models. Now made with all original style plastic retainers for faster installation. (No OEM Style Zipper Window.) Both LONG (17¾" OAL) and SHORT (12¾" OAL) OEM style side cables installed.	Top with 1 Green Plastic Window	2750C	7.0		10 (Dim. Wt.)*
To 12/96	BMW E37 Original style Short, (12¾" OAL) for 2750, 2751 and 2755B XT Series Tops up to 12/1996, (pair).	Side Tension Cables	CBL2750S	0.5		1
12/1996-02	BMW Z3 E37 Original style Long, (17¾" OAL) for 2750, 2751 and 2755B XT Series Tops from 12/96-2002, (pair).	Side Tension Cables	CBL2750L	0.5		1
1996-02	BMW Z3 E37 Black Nylon webbing, pair.	Front and Rear Tension Straps	TS2750	2.0		1
<i>CAUTION Regarding Z3 Cables: We have found that BMW's documented change period (12/1996) from SHORT cables to LONG cables is not absolute. There are many vehicles built after 12/96 that have the short cables, and some built before 12/96 with long cable.</i>						
<i>Original Topping for 2750C and 2751C: Black, Mauve Blue, English Green, Grenadine, Dark Beige Haartz Twillfast Cloth with Black Dobby backing.</i>						
1996-02	BMW Z3 E37 Made with Non-Original Rainguards.	Top with 1 Green Plastic Window	2751C			10 (Dim.Wt.)*
Z-3 XT Series Top						
1996-02	BMW Z3 E37 Non-Original design with no relief pockets at quarters and limited number of plastic retainer pieces. (No OEM style zipper window) No Side cables.	XT Series Top with 1 Green Plastic Window	2755B	7.5		11
<i>CAUTION Regarding Z3 Tops: Severe abrasion of topping, which may lead to cuts and holes developing in tops, and severe creasing of Plastic Windows can occur due to the design of the top frame assembly, body components and top. Robbins cannot be held responsible for damage to our products caused by the problems described above.</i>						
2003-08	BMW E85 Z4 and M Roadster With Rainguards. Made with OEM style rear rubber weatherseal with metal crimp-on core, and OEM style plastic quarter extrusions with metal reinforced mounting holes.	Top with Heated Glass Window	2752C	8.0		18 (Dim. Wt.)*
<i>Original Topping for 2752C: Black, Beige (2508), Basalt Gray Haartz Twillfast with Black Dobby backing.</i>						
2008-On	BMW E88 1 Series 128i, 135i Original style Rainguards and German 1/2 zipper on first listing to zip top into OEM top pad in 2008 models. (Listing does not zip into pad on later models.) Made with original style molded and die cut plastic retainers and original style metal brackets mounted on glass to attach to headliner	Top with Heated Glass Window	2718C	10.0		20 (Dim. Wt.)*
<i>ORIGINAL TOPPING NOTE: Original Topping for 2718 C: Black, Beige 88 and Black/Silver Sonnenland A5B Acoustic German Cloth with Black Dobby backing.</i>						

(Dim. Wt.)*.....Weight shown is actual weight. Air freight charges are based on higher Dimensional Weights

Years	Make/Model/Description	Product Type	Core Part #	Install Hrs.	Bow Ht.	Weight (lbs.)
-------	------------------------	--------------	-------------	--------------	---------	---------------

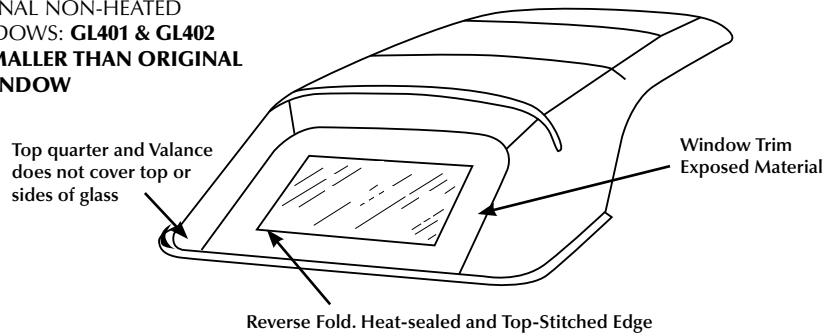
NOTE: Pre-1983 Buick Tops made in Black and White KV Grain Vinyl will be finished with Original Style Crush Grain Binding, and supplied with Crush Grain Wire-On. Tops made in all other KV colors will be made with KV Grain Binding and KV Grain Wire-On.

FULL-SIZE 1959-76

1959-60	Buick Electra, Invicta, LeSabre	Front Top Section	7505	7.0	23	11
1959-60	Buick Electra, Invicta, LeSabre For 7505 Top. Zipper, No bottom color trim.	Plastic Window Section	PC7505	2.0		5
1961-64	Buick Electra, Invicta, LeSabre, Wildcat No cable sleeves. Cable sleeves can be added for an additional charge. White trace line aligns to bottom of Tack rail.	Front Top Section	7506	6.0	25	10
1961-64	Buick Electra, Invicta, LeSabre, Wildcat For 7506 Top. Zipper, No bottom color trim.	Plastic Window Section	PC7506	2.0		4
1959-64	Buick Electra, Invicta, LeSabre, Wildcat Only, for 7505 and 7506 Tops. GL402 has Zipper and must be unzipped before lowering Top. Trimmer may have to build a deeper well to accommodate Glass	Non-Original Non-Heated Clear Glass Window Section	GL402	2.5		15 (Dim. Wt.)*

NOTE: Glass is smaller than original Plastic Window and has exposed color trim.

NON-ORIGINAL NON-HEATED
GLASS WINDOWS: **GL401 & GL402**
**GLASS IS SMALLER THAN ORIGINAL
PLASTIC WINDOW**



1965-70	Buick LeSabre, Wildcat Front Top and Plastic Window Sections, with Zipper. White trace line aligns to bottom of Tack rail.	Combo Top	7507PC	8.0	27 1/2	14
1965-66	Buick LeSabre, Wildcat Front Top and Non-Heated Glass Window Sections, with Zipper. White trace line aligns to bottom of Tack rail.	Combo Top	7507T5	8.0	27 1/2	29 (Dim. Wt.)*
1967-70	Buick LeSabre, Wildcat Front Top and Non-Heated Glass Window Sections, No Zipper. White trace line aligns to bottom of Tack rail.	Combo Top	7507T7	8.0	27 1/2	28 (Dim. Wt.)*
1965-70	Buick Electra Front Top and Plastic Window Sections, with Zipper. White trace line aligns to bottom of Tack rail.	Combo Top	7607PC	8.0	27 1/2	14
1965-66	Buick Electra Front Top and Non-Heated Glass Window Sections with Zipper. White trace line aligns to bottom of Tack rail.	Combo Top	7607T5	8.0	27 1/2	29 (Dim. Wt.)*
1967-70	Buick Electra Front Top and Non-Heated Glass Window Sections, No Zipper. White trace line aligns to bottom of Tack rail.	Combo Top	7607T7	8.0	27 1/2	28 (Dim. Wt.)*
1965-70	Buick LeSabre, Wildcat White trace line aligns to bottom of Tack rail.	Front Top Section	7507	6.0	27 1/2	11

(Dim. Wt.)*.....Weight shown is actual weight. Air freight charges are based on higher Dimensional Weights

© Copyright 2011

Robbins Auto Top LLC • 321 Todd Court, Oxnard, CA 93030
USA. Tel 1-877-404-3200 • Fax: 1-805-604-3201 • www.robbsautotop.com

Years	Make/Model/Description	Product Type	Core Part #	Install Hrs.	Bow Ht.	Weight (lbs.)
1965-70	Buick Electra Front Top Section Only. White trace line aligns to bottom of Tack rail.	Front Top Section	7607	6.0	27 1/2	11
1965-70	Buick Electra, LeSabre, Wildcat For 7507PC, 7607PC Combo and 7507, 7607 Tops. Zipper, No bottom color trim.	Plastic Window Section	PC7507	2.0		5
1965-66	Buick Electra, LeSabre, Wildcat For 7507T5, 7607T5 Combo Tops; 7507, 7607 Tops; with Zipper. Will fit 1967-70 models.	Non-Heated Glass Window Section	TN465	2.0		19 (Dim. Wt.)*
1967-70	Buick Electra, LeSabre, Wildcat For 7507T7, 7607T7 Combo; 7507, 7607 Tops; No Zipper. Will fit 1965-1966 models. <i>NOTE: TN465 and TN467 are interchangeable.</i>	Non-Heated Glass Window Section	TN467	2.0		18 (Dim. Wt.)*
1965-72	Buick Electra, LeSabre, Wildcat Original Style Tapered, 7507PC, 7507T5, 7507T7 Combo Tops and 7507 Tops; 7607PC, 7607T5, 7607T7 Combo Tops and 7607 Tops.	Top Pads	PD6572	2.0		4
1965-70	Buick LeSabre, Wildcat For 7507PC, 7507T5, 7507T7 Combo and 7507 Tops, (pair).	Side Tension Cables	CBL7507	0.5		1
1965-70	Buick Electra For 7607PC, 7607T5, 7607T7 Combo Tops and 7607 Tops, (pair). <i>Original Topping for 7505, 7506, 7507, 7607: Black/Black, GM White/Black (and other discontinued colors) Double Texture Vinyl. Some discontinued GM colors we offer in Single Texture Vinyl: Buckskin, Dark Tan, Saddle, Tan, etc.</i>	Side Tension Cables	CBL7607	0.5		1
1971-76	Buick Lesabre, Centurion Front Top and Plastic Window Sections; for "Scissor Top" frame. Original style Talon brass zipper. Window section has buckram pads to reduce abrasion from top frame. White trace line aligns to bottom of Tack rail.	Combo Top	7509PC	9.0		16
1971-76	Buick Lesabre, Centurion Front Top and Non-Heated Glass Window Sections; for "Scissor Top" frame. Original style Talon brass zipper. Window section has buckram pads to reduce abrasion from top frame. White trace line aligns to bottom of Tack rail.	Combo Top	7509TN	9.0		29 (Dim.Wt.)*
1971-76	Buick Lesabre, Centurion Combo Top, Front Top and Heated Glass Window Sections; for "Scissor Top" frame. Original style Talon brass zipper. Window section has buckram pads to reduce abrasion from top frame. White trace line aligns to bottom of Tack rail.	Combo Top	7509HD	9.0		29 (Dim. Wt.)*
1971-76	Buick Lesabre, Centurion Front Top Section Only for "Scissor Top" frame. Made with original Talon brass half zipper to zip to glass or Plastic Windows. White trace line aligns to bottom of Tack rail.	Front Top Section	7509	7.0		10
1971-76	Buick Lesabre, Centurion Plastic Window Section Only for 7509PC and 7509 Tops. Bottom color trim. Original Talon 1/2 Brass Zipper. Buckram pads to reduce abrasion from top frame.	Plastic Window Section	PC7509	2.0		7
1971-76	Buick Lesabre, Centurion For 7509TN Combo and 7509 Tops. Original Talon Brass 1/2 Zipper. Buckram pads to reduce abrasion from top frame.	Non-Heated Glass Window Section	TN409	2.0		20 (Dim. Wt.)*

(Dim. Wt.)*.....Weight shown is actual weight. Air freight charges are based on higher Dimensional Weights

Years	Make/Model/Description	Product Type	Core Part #	Install Hrs.	Bow Ht.	Weight (lbs.)
1971-76	Buick Lesabre, Centurion For 7509HD Combo and 7509 Tops. Original Talon Brass 1/2 Zipper. Buckram pads to reduce abrasion from top frame. <i>CAUTION: Must Reuse old Link Arms and Brackets with TN409 and HD409 Glass Window Sections Failure to properly install these parts will cause glass to break.</i>	Heated Glass Window Section	HD409	2.0		20 (Dim. Wt.)*
1971	Buick Lesabre, Centurion Original Short Style, for 7509PC 7509TN, 7509HD Combo Tops and 7509 Top, left and right (pair)	Side Tension Cables	CBL7509	0.5		1
1972-76	Buick Lesabre, Centurion Original Long Style, for 7509PC 7509TN, 7509HD Combo Tops and 7509 Top, left and right (pair)	Side Tension Cables	CBL7509	0.5		1
1971-76	Buick Lesabre, Centurion Black Original Style, for 7509PC 7509TN, 7509HD Combo Tops and PC7509, TN409 and HD 409 Window Sections. <i>NOTE: Due to declining demand we have discontinued Arms, Brackets, Guides and Bushings for 71-76 GM (scissor) top frames.</i> <i>Original Topping for 7509: Black/Black, GM White/Black (and other discontinued colors) Standard (KV) Grain Double Texture Vinyl. Some discontinued GM colors we offer in Single Texture Vinyl: Buckskin, Dark Tan, Saddle, Tan, etc.</i>	Well Liner	WB7509	1.5		3

MIDSIZE 1962-72

1962-63	Buick Special, Skylark, Gran Sport White trace line aligns to bottom of Tack rail.	Front Top Section	7301	6.0	21 3/4	9
1962-63	Buick Special, Skylark, Gran Sport For 7301 Top. Zipper, No bottom color trim.	Plastic Window Section	PC7301	2.0		4
1964-65	Buick Special, Skylark, Gran Sport	Front Top Section	7302	6.0	20 1/2	10
1964-65	Buick Special, Skylark, Gran Sport For 7302 Top. Zipper, No bottom color trim.	Plastic Window Section	PC7302	2.0		4
1966-67	Buick Special, Skylark, Gran Sport Front Top Section Only. White trace line aligns to bottom of Tack rail.	Front Top Section	7303	6.0	22	9
1966-67	Buick Special, Skylark, Gran Sport For 7303 Top. Zipper, No bottom color trim.	Plastic Window Section	PC7303	2.0		4
1962-67	Buick Special, Skylark, Gran Sport For 7301, 7302 and 7303 Tops. GL401 has a zipper and must be unzipped before lowering top. Trimmer may have to build a deeper well to accommodate Glass. <i>NOTE: Glass is smaller than original Plastic Window and has exposed color trim. See Diagram on page xx</i>	Non-Original Non-Heated Glass Window	GL401	2.5		15 (Dim. Wt.)*
1965-72	Buick Special, Skylark, Gran Sport Original Style Tapered, for 7303 Top.	Top Pads	PD6572	2.0		5
1966-67	Buick Special, Skylark, Gran Sport Side Tension Cables, for 7303 Top (pair).	Side Tension Cables	CBL7303	0.5		1
1968-72	Buick Special, Skylark, Gran Sport Combo Top, Front Top and Plastic Window Sections. Fits cars with Fixed rear bow. White trace line aligns to bottom of Tack rail.	Combo Top	7304PC	8.0	20 3/4	13

(Dim. Wt.)*.....Weight shown is actual weight. Air freight charges are based on higher Dimensional Weights

© Copyright 2011

Robbins Auto Top LLC • 321 Todd Court, Oxnard, CA 93030
USA. Tel 1-877-404-3200 • Fax: 1-805-604-3201 • www.robbsautotop.com

Years	Make/Model/Description	Product Type	Core Part #	Install Hrs.	Bow Ht.	Weight (lbs.)
1968-72	Buick Special, Skylark, Gran Sport Combo Top, Front Top and Plastic Window Sections. Fits rare models with Floating rear bow. White trace line aligns to bottom of Tack rail.	Combo Top	7304APC	8.0	20 3/4	13
1968-72	Buick Special, Skylark, Gran Sport Combo Top, Front Top and Non-Heated Glass Window Sections. Fits cars with Fixed rear bow. White trace line aligns to bottom of Tack rail.	Combo Top	7304TN	8.0	20 3/4	25 (Dim. Wt.)*
1968-72	Buick Special, Skylark, Gran Sport Combo Top, Front Top and Non-Heated Glass Window Sections. Fits rare models with Floating rear bow. White trace line aligns to bottom of Tack rail.	Combo Top	7304ATN	8.0	20 3/4	25 (Dim. Wt.)*
1968-72	Buick Special, Skylark, Gran Sport Front Top Section Only. Fits cars with Fixed rear bow. White trace line aligns to bottom of Tack rail.	Front Top Section	7304	6.0	20 3/4	10
1968-72	Buick Special, Skylark, Gran Sport Front Top Section Only. Fits rare models with Floating Rear Bow. White trace line aligns to bottom of Tack rail.	Front Top Section	7304A	6.0	20 3/4	10
1968-72	Buick Special, Skylark, Gran Sport For 7304PC, 7304APC Combo and 7304, 7304A Tops. No Zipper, No bottom color trim.	Plastic Window Section	PC7304	2.0		5
1968-72	Buick Special, Skylark, Gran Sport For 7304TN, 7304ATN Combo and 7304, 7304A Tops. No Zipper.	Non-Heated Glass Window Section	TN404	2.0		16 (Dim. Wt.)*
1968-72	Buick Special, Skylark, Gran Sport Well Liner for 7304PC, 7304APC, 7304TN, 7304ATN Combo and 7304, 7304A Tops; and PC7304 and TN404 Window Sections.	Well Liner	WB7304	1.5		4
1965-72	Buick Special, Skylark, Gran Sport Original Style Tapered, 7304PC, 7304APC, 7304TN, 7304ATN Combo Tops and 7304, 7304A Tops.	Top Pads	PD6572	2.0		4
1968-72	Buick Special, Skylark, Gran Sport For 7304PC, 7304APC, 7304TN, 7304ATN Combo and 7304 and 7304A Tops (pair). <i>Original Topping for 7301, 7302, 7303, 7304: Black/Black, GM White/Black (and other discontinued colors) Double Texture Vinyl. Some of these discontinued GM colors we offer in Single Texture Vinyl: Buckskin, Dark Tan, Saddle, Tan, etc.</i>	Side Tension Cables	CBL7304	0.5		1

RIVIERA (A.S.C.) 1983-86

1983-86	Buick Riviera A.S.C. To identify look for A.S.C.. nameplate in Driver's door jamb or trunk lid, or by Black or Blue Latches on sides of top frame. Headliner not supplied	Front Top Section	7401	7.0	16 1/2	9
1983-86	Buick Riviera For 7401 Top, with Zipper, bottom color trim.	Non-Original Plastic Window Section	PC7401	2.0		4
1983-86	Buick Riviera For 7401 Top, with Zipper.	Non-Heated Glass Window Section	TN410			11 (Dim. Wt.)*
1983-86	Buick Riviera For 7401 Top, with Zipper.	Heated Glass Window Section	HD410			11 (Dim. Wt.)*

Original Topping for 7401, GM White/Black Standard (KV) Grain Double Texture Vinyl.

(Dim. Wt.)*.....Weight shown is actual weight. Air freight charges are based on higher Dimensional Weights

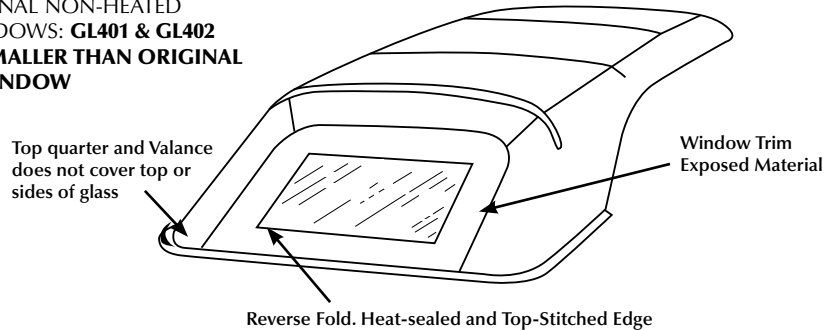
Years	Make/Model/Description	Product Type	Core Part #	Install Hrs.	Bow Ht.	Weight (lbs.)
-------	------------------------	--------------	-------------	--------------	---------	---------------

NOTE: Pre-1979 Cadillac Tops made in Black and White KV Grain Vinyl will be finished with Original Style Crush Grain Binding, and supplied with Crush Grain Wire-On. Tops made in all other KV colors will be made with KV Grain Binding and KV Grain Wire-On.

1959-60	Cadillac Front Top Section Only.	Front Top Section	7505	7.0	23	11
1959-60	Cadillac For 7505 Top. Zipper, No bottom color trim.	Plastic Window Section	PC7505	2.0		5
1961-64	Cadillac Eldorado No cable sleeves. Cable sleeves can be added for an additional charge. White trace line aligns to bottom of Tack rail.	Front Top Section	7506	7.0	25	10
1961-64	Cadillac Eldorado For 7506 Top. Zipper, No bottom color trim.	Plastic Window Section	PC7506	2.0		4
1959-64	Cadillac, Cadillac Eldorado For 7505 and 7506 Tops. GL402 has Zipper and must be unzipped before lowering Top. Trimmer may have to build a deeper well to accommodate Glass NOTE: Glass is smaller than original Plastic Window and has exposed color trim.	Non-Original Non-Heated Clear Glass Window Section	GL402	2.5		15 (Dim. Wt.)*

Original Topping for 7505,7506: Black/Black, GM White/Black (and other discontinued colors) Double Texture Vinyl. Some of these discontinued GM colors we offer in Single Texture Vinyl: Buckskin, Dark Tan, Saddle, Tan, etc.

NON-ORIGINAL NON-HEATED
GLASS WINDOWS: **GL401 & GL402**
**GLASS IS SMALLER THAN ORIGINAL
PLASTIC WINDOW**



1965-70	El Dorado, Coupe de Ville Front Top and Plastic Window Sections, with Zipper. White trace line aligns to bottom of Tack rail.	Combo Top	7607PC	8.0	27 1/2	14
1965-66	El Dorado, Coupe de Ville Combo Top, Front Top and Plastic Window Sections, with Zipper. White trace line aligns to bottom of Tack rail. Will fit 1967-70 models.	Combo Top	7607T5	8.0	27 1/2	29 (Dim. Wt.)*
1967-70	El Dorado, Coupe de Ville Combo Top, Front Top and Plastic Window Sections, No Zipper. White trace line aligns to bottom of Tack rail. Will fit 1965-1966 models.	Combo Top	7607T7	8.0	27 1/2	28 (Dim. Wt.)*
1965-70	El Dorado, Coupe de Ville Front Top Section Only. White trace line aligns to bottom of Tack rail.	Front Top Section	7607	6.0	27 1/2	11

(Dim. Wt.)*.....Weight shown is actual weight. Air freight charges are based on higher Dimensional Weights

Years	Make/Model/Description	Product Type	Core Part #	Install Hrs.	Bow Ht.	Weight (lbs.)
1965-70	El Dorado, Coupe de Ville For 7607PC Combo and 7607 Tops. Zipper, No bottom color trim.	Plastic Window Section	PC7507	2.0		5
1965-66	El Dorado, Coupe de Ville For 7607T5 Combo and 7607 Tops; with Zipper. Will fit 1967-1970 models.	Non-Heated Glass Window Section	TN465	2.0		19 (Dim. Wt.)*
1967-70	El Dorado, Coupe de Ville For 7607T7 Combo and 7607 Tops; No Zipper. Will fit 1965-1966 models. <i>NOTE: TN465 and TN467 are interchangeable.</i>	Non-Heated Glass Window Section	TN467	2.0		18 (Dim. Wt.)*
1965-72	El Dorado, Coupe de Ville Top Pads, Original Style Tapered, 7607PC, 7607T5, 7607T7 Combo and 7607 Tops.	Top Pads	PD6572	2.0		4
1965-70	El Dorado, Coupe de Ville Side Tension Cables for 7607PC, 7607T5, 7607T7 Combo and 7607 Tops, (pair). <i>Original Topping for 7607: Black/Black, GM White/Black (and other discontinued colors) Double Texture Vinyl. Some discontinued GM colors we offer in Single Texture Vinyl: Buckskin, Dark Tan, Saddle, Tan, etc.</i>	Side Tension Cables	CBL7607	0.5		1
1971-76	Cadillac Eldorado Front Top and Plastic Window Sections, for "Scissor Top" frame. Original style Talon brass zipper. Window section has buckram pads to reduce abrasion from top frame. White trace line aligns to bottom of Tack rail.	Combo Top	7509PC	9.0		16
1971-76	Cadillac Eldorado Front Top and Non-Heated Glass Window Sections, for "Scissor Top" frame. Original style Talon brass zipper. Window section has buckram pads to reduce abrasion from top frame. White trace line aligns to bottom of Tack rail.	Combo Top	7509TN	9.0		29 (Dim. Wt.)*
1971-76	Cadillac Eldorado Front Top and Heated Glass Window Sections, for "Scissor Top". Original style Talon brass zipper. Window section has buckram pads to reduce abrasion from top frame. White trace line aligns to bottom of Tack rail.	Combo Top	7509HD	9.0		29 (Dim. Wt.)*
1971-76	Cadillac Eldorado For "Scissor Top" frame. Made with original Talon brass half zipper to zip to glass or Plastic Windows. White trace line aligns to bottom of Tack rail.	Front Top Section	7509	7.0		10
1971-76	Cadillac Eldorado For 7509PC Combo and 7509 Tops. Bottom color trim. Original Talon 1/2 Brass Zipper. Buckram pads to reduce abrasion from top frame.	Plastic Window Section	PC7509	2.0		7
1971-76	Cadillac Eldorado For 7509TN Combo and 7509 Tops. Original Talon 1/2 Brass Zipper. Buckram pads to reduce abrasion from top frame.	Non-Heated Glass Window Section	TN409	2.0		20 (Dim. Wt.)*
1971-76	Cadillac Eldorado For 7509HD Combo and 7509 Tops. Original style Talon brass zipper. Buckram pads to reduce abrasion from top frame.	Heated Glass Window Section	HD409	2.0		20 (Dim. Wt.)*

CAUTION: Must Reuse old Link Arms and Brackets with TN409 and HD409 Glass Window Sections Failure to properly install these parts will cause glass to break.

(Dim. Wt.)*.....Weight shown is actual weight. Air freight charges are based on higher Dimensional Weights

Years	Make/Model/Description	Product Type	Core Part #	Install Hrs.	Bow Ht.	Weight (lbs.)
1971	Cadillac Eldorado Original Short Style, for 7509PC 7509TN, 7509HD Combo Tops and 7509 Top, left and right (pair)	Side Tension Cables	CBL750	0.5		1
1972-76	Cadillac Eldorado Original Long Style, for 7509PC 7509TN, 7509HD Combo Tops and 7509 Top, left and right (pair)	Side Tension Cables	CBL7509	0.5		1
1971-76	Cadillac Eldorado Black Original Style, for 7509PC 7509TN, 7509HD Combo Tops and PC7509, TN409 and HD 409 Window Sections.	Well Liner	WB7509	1.5		3
<i>NOTE: Due to declining demand we have discontinued Arms, Brackets and Bushings for 71-76 GM (scissor) top frames.</i>						
<i>Original Topping for 7509: Black/Black, GM White/Black (and other discontinued colors) Standard (KV) Grain Double Texture Vinyl. Some discontinued GM colors we offer in Single Texture Vinyl: Buckskin, Dark Tan, Saddle, Tan, etc.</i>						
1978-79	Cadillac Coupe de Ville Hess & Eisenhardt. Look for H&E nameplate on drivers door or trunk lid. White trace line aligns to bottom of Tack rail. Glass Window not available, Headliner not supplied.	Front Top Section	7510	7.0		10
1978-79	Cadillac Coupe de Ville For 7510 Top. No Zipper, bottom color trim.	Non-Original Plastic Window Section	PC7510	2.0		5
1980-85	Cadillac Eldorado Hess & Eisenhardt. Chrome Latches on Header Bow. Look for nameplate on Driver's door or trunk lid. Heated Glass Window and Headliner not available. Pre-drilled guide holes align to bottom of tack rail.	Front Top Section	7403	7.0		9
1980-85	Cadillac Eldorado For 7403 Top. No Zipper, bottom color trim.	Non-Original Plastic Window Section	PC7403	2.0		4
1983-85	Cadillac Eldorado Front Top Section Only, A.S.C. Black, Red or Blue Latches on sides of Top frame. Look for nameplate on driver's door or trunk lid.	Front Top Section	7402	7.0	16 1/2	9
1983-85	Cadillac Eldorado For 7402 Top	Non-Heated Glass Window Section Only	TN415	2.0		11 (Dim. Wt.)*
1983-85	Cadillac Eldorado For 7402 Top.	Heated Glass Window Section	HD415	2.0		11 (Dim. Wt.)*
1986-87	Cadillac Coupe De Ville Hess & Eisenhardt, Kar Kraft. Look for nameplate on driver's door. Heated Glass Window and Headliner not available. Pre-drilled guide holes align to bottom of tack rail.	Front Top Section	7512	8.0		10
<i>Original Topping for 7402, 7403, 7510, 7512 Black/Black, GM White/Black (and discontinued colors) Standard (KV) Grain Double Texture Vinyl.</i>						

(Dim. Wt.)*.....Weight shown is actual weight. Air freight charges are based on higher Dimensional Weights

© Copyright 2011

Robbins Auto Top LLC • 321 Todd Court, Oxnard, CA 93030
USA. Tel 1-877-404-3200 • Fax: 1-805-604-3201 • www.robbsautotop.com

Years	Make/Model/Description	Product Type	Core Part #	Install Hrs.	Bow Ht.	Weight (lbs.)
Allante						
1987-93	Cadillac Allante Top fits with factory glass window. Made with original style padded window area. Includes four escutcheons with threaded shanks and nuts, covered in topping to match top. Complete set of side tension cables included in box.	Top, No Window	7409R	8.0		9
1987-93	Cadillac Allante For 7409 Top, (Black Dobby). No Velcro	Headliner	HL7409	2.0		4
1987-93	Cadillac Allante Original style metal corner trim pieces with threaded shank and nut, covered with cloth topping to match top. Set of four. Must specify Cloth type and Color when ordering (Example: ESCUT GR BKB.)	Escutcheons	ESCUT			1
1987-93	Cadillac Allante For 7409 Top. Front cables have loops at one end. Loop end fits earlier models, ferrule end fits later models; cut off the end you do not need.	Front Tension and Rear Bracket Cables	CBL7409	0.5		1
1988	Cadillac Allante (Replaces Velcro). 1988 Only Cadillac Allante	Retainer	RT7409	0.5		2
1987-93	Cadillac Allante Black Sail Panel, for 7409R Top, (pair).	Pads	PD7409	0.5		
<i>Original Topping for 7409R: 1987-91 Black Sonnenland Classic German Cloth. 1992-93, Haartz Black Stayfast Cloth with plain drill backing. We recommend ordering 1987-93 Allante Tops in Sun-Fast "G" cloth so that backing will match the Headliner.HL7409 Headliner: Black German doobby bowdrill, rubber skim coated.</i>						

CHEVROLET

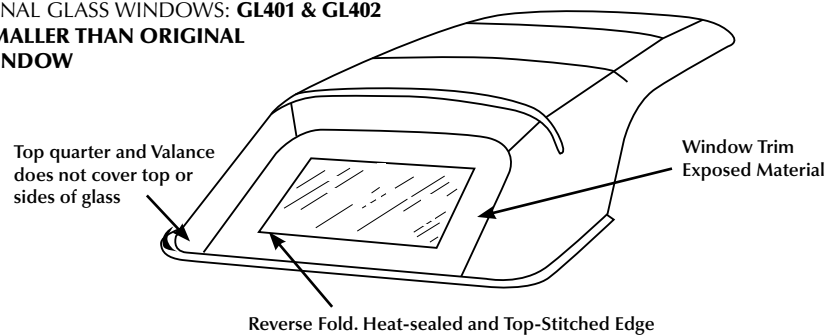
Years	Make/Model/Description	Product Type	Core Part #	Install Hrs.	Bow Ht.	Weight (lbs.)
FULL-SIZE 1955-76						
<i>NOTE: Pre-1983 Chevrolet Tops made in Black and White KV Grain Vinyl will be finished with Original Style Crush Grain Binding, and supplied with Crush Grain Wire-On. Tops made in all other KV colors will be made with KV Grain Binding and KV Grain Wire-On.</i>						
1955-57	Chevrolet Belair White trace line aligns to bottom of Tack rail.	Front Top Section	7502	7.0	20 1/2	10
1955-57	Chevrolet Belair For 7502 Top. Original style horseshoe zipper, No bottom color trim.	Plastic Window Section	PC7502	2.0		6
1958	Chevrolet Impala White trace line aligns to bottom of Tack rail.	Front Top Section	7504	7.0	23	11
1958	Chevrolet Impala For 7504 Top. Original style horseshoe zipper, No bottom color trim.	Plastic Window Section	PC7504	2.0		5
1959-60	Chevrolet Impala	Front Top Section	7505	7.0	23	11
1959-60	Chevrolet Impala For 7505 Top. Zipper, No bottom color trim.	Plastic Window Section	PC7505	2.0		5

(Dim. Wt.)*.....Weight shown is actual weight. Air freight charges are based on higher Dimensional Weights

Years	Make/Model/Description	Product Type	Core Part #	Install Hrs.	Bow Ht.	Weight (lbs.)
1961-64	Chevrolet Impala No cable sleeves. Cable sleeves can be added for an additional charge. White trace line aligns to bottom of Tack rail.	Front Top Section	7506	7.0	25	10
1961-64	Chevrolet Impala For 7506 Top. Zipper, No bottom color trim.	Plastic Window Section	PC7506	2.0		4
1961-64	Chevrolet Impala for 7505 and 7506 Tops. GL402 has Zipper and must be unzipped before lowering Top. Trimmer may have to build a deeper well to accommodate Glass	Non-Original Non-Heated Clear Glass Window	GL402	2.5		15 (Dim. Wt.)*

NOTE: Glass is smaller than original Plastic Window and has exposed color trim.

NON-ORIGINAL GLASS WINDOWS: **GL401 & GL402**
GLASS IS SMALLER THAN ORIGINAL PLASTIC WINDOW



1965-70	Chevrolet Impala, Caprice Front Top and Plastic Window Sections, with Zipper. White trace line aligns to bottom of Tack rail.	Combo Top	7507PC	8.0	27 1/2	14
1965-66	Chevrolet Impala, Caprice Front Top and Non-Heated Glass Window Sections, with Zipper. White trace line aligns to bottom of Tack rail. Will fit 1967-80 models.	Combo Top	7507T5	8.0	27 1/2	29 (Dim. Wt.)*
1967-70	Chevrolet Impala, Caprice Front Top and Non-Heated Glass Window Sections. No Zipper. White trace line aligns to bottom of Tack rail. Will fit 1965-66 models.	Combo Top	7507T7	8.0	27 1/2	28 (Dim. Wt.)*
1965-70	Chevrolet Impala, Caprice White trace line aligns to bottom of Tack rail.	Front Top Section	7507	6.0	27 1/2	11
1965-70	Chevrolet Impala, Caprice For 7507PC Combo and 7507 Top. Zipper, No bottom color trim.	Plastic Window Section	PC7507	2.0		5
1965-66	Chevrolet Impala, Caprice For 7507T5, Combo and 7507 Tops, with Zipper. Will fit 1967-1970 models.	Non-Heated Glass Window Section	TN465	2.0		19 (Dim. Wt.)*
1967-70	Chevrolet Impala, Caprice For 7507T7 Combo and 7507 Tops. No Zipper. Will fit 1965-1966 models.	Non-Heated Glass Window Section	TN467	2.0		18 (Dim. Wt.)*

NOTE: TN465 and TN467 are interchangeable.

(Dim. Wt.)*.....Weight shown is actual weight. Air freight charges are based on higher Dimensional Weights

Years	Make/Model/Description	Product Type	Core Part #	Install Hrs.	Bow Ht.	Weight (lbs.)
1965-72	Chevrolet Impala, Caprice Original Style Tapered, 7507PC, 7507T5, 7507T7 Combo and 7507 Tops.	Top Pads	PD6572	2.0		4
1965-70	Chevrolet Impala, Caprice For 7507PC, 7507T5, 7507T7 Combo and 7507 Tops (pair). <i>Original Topping for 7502, 7504, 7505, 7506, 7507: Black/Black, GM White/Black (and other discontinued colors) Double Texture Vinyl. Some discontinued GM colors we offer in Single Texture Vinyl: Buckskin, Dark Tan, Saddle, Tan, etc</i>	Side Tension Cables	CBL7507	0.5		1
1971-76	Chevrolet Impala, Caprice Front Top and Plastic Window Sections, for "Scissor Top" frame. Original style Talon brass zipper. Window section has buckram pads to reduce abrasion from top frame. White trace line aligns to bottom of Tack rail.	Combo Top	7509PC	9.0		16
1971-76	Chevrolet Impala, Caprice Front Top and Non-Heated Glass Window Sections, for "Scissor Top" frame. Original style Talon brass zipper. Window section has buckram pads to reduce abrasion from top frame. White trace line aligns to bottom of Tack rail.	Combo Top	7509TN	9.0		29 (Dim. Wt.)*
1971-76	Chevrolet Impala, Caprice Front Top and Heated Glass Sections for "Scissor Top" frame. Original style Talon brass zipper. Window section has buckram pads to reduce abrasion from top frame. White trace line aligns to bottom of Tack rail.	Combo Top	7509HD	9.0		29 (Dim. Wt.)*
1971-76	Chevrolet Impala, Caprice "Scissor Top" frame. Made with original style Talon brass 1/2 zipper to zip into glass or Plastic Windows. White trace line aligns to bottom of Tack rail.	Front Top Section	7509	7.0		10
1971-76	Chevrolet Impala, Caprice Only for 7509PC Combo and 7509 Tops. Bottom color trim. Original style Talon brass zipper. Buckram pads to reduce abrasion from top frame.	Plastic Window Section	PC7509	2.0		7
1971-76	Chevrolet Impala, Caprice Only for 7509TN Combo and 7509 Tops. Original style Talon brass zipper. Buckram pads to reduce abrasion from top frame.	Non-Heated Glass Window Section	TN409	2.0		20 (Dim. Wt.)*
1971-76	Chevrolet Impala, Caprice Only for 7509HD Combo and 7509 Tops. Original style Talon brass zipper. Buckram pads to reduce abrasion from top frame.	Heated Glass Window Section	HD409	2.0		20 (Dim. Wt.)*
<i>CAUTION: Must Reuse old Link Arms and Brackets with TN409 and HD409 Glass Window Sections Failure to properly install these parts will cause glass to break.</i>						
1971	Chevrolet Impala, Caprice Original Short Style, for 7509PC, 7509TN, 7509HD Combo and 7509 Tops, (pair).	Side Tension Cables	CBL750	0.5		1
1972-76	Chevrolet Impala, Caprice Original Long Style, for 7509PC, 7509TN, 7509HD Combo and 7509 Tops, (pair).	Side Tension Cables	CBL7509	0.5		1

(Dim. Wt.)*.....Weight shown is actual weight. Air freight charges are based on higher Dimensional Weights

Years	Make/Model/Description	Product Type	Core Part #	Install Hrs.	Bow Ht.	Weight (lbs.)
1971-76	Chevrolet Impala, Caprice Black Original Style, for 7509PC 7509TN, 7509HD Combo Tops and PC7509, TN409 and HD 409 Window Sections. <i>NOTE: Due to declining demand we have discontinued Arms, Brackets, Guides and Bushings for 71-76 GM "Scissor top" frame.</i> <i>Original Topping for 7509: Black/Black, GM White/Black (and discontinued colors) Standard (KV) Grain Double Texture Vinyl. Some discontinued GM colors we offer in Single Texture Vinyl: Buckskin, Dark Tan, Saddle, etc.</i>	Well Liner	WB7509	1.5		3

MIDSIZE 1962-1972

1962-63	Chevrolet Chevy II, Nova Front Top Section Only. White trace line aligns to bottom of Tack rail.	Front Top Section	7301	6.0	21 3/4	9
1962-63	Chevrolet Chevy II, Nova Only for 7301 Top. Zipper, No bottom color trim.	Plastic Window Section	PC7301	2.0		4
1964-65	Chevrolet Chevelle, Malibu	Front Top Section	7302	6.0	20 1/2	10
1964-65	Chevrolet Chevelle, Malibu For 7302 Top. Zipper, No bottom color trim.	Plastic Window Section	PC7302	2.0		4
1966-67	Chevrolet Chevelle, Malibu White trace line aligns to bottom of Tack rail.	Front Top Section	7303	6.0	22	9
1966-67	Chevrolet Chevelle, Malibu For 7303 Top. Zipper, No bottom color trim.	Plastic Window Section	PC7303	2.0		4
1966-67	Chevrolet Chevelle, Malibu For 7301, 7302 and 7303 Tops. GL401 has a zipper and must be unzipped before lowering top. Trimmer may have to build a deeper well to accommodate Glass.	Non-Original Non-Heated Glass Window	GL401	2.5		15 (Dim. Wt.)*
<i>NOTE: Glass is smaller than original Plastic Window and has exposed color trim. See Diagram on page 28</i>						
1966-72	Chevrolet Chevelle, Malibu Original Style, Tapered Top Pads, for 7303 Top.	Top Pads	PD6572	2.0		4
1966-67	Chevrolet Chevelle, Malibu For 7303 Top (pair).	Side Tension Cables	CBL7303	0.5		1
1968-72	Chevrolet Chevelle, Malibu Front Top and Plastic Window Sections. Fits cars with Fixed rear bow. White trace line aligns to bottom of Tack rail.	Combo Top	7304PC	8.0	20 3/4	13
1968-72	Chevrolet Chevelle, Malibu Front Top and Plastic Window Sections. Fits rare models with Floating Rear Bow. White trace line aligns to bottom of Tack rail.	Combo Top	7304APC	8.0	20 3/4	13
1968-72	Chevrolet Chevelle, Malibu Front Top and Non-Heated Glass Window Sections. Fits cars with Fixed rear bow. White trace line aligns to bottom of Tack rail.	Combo Top	7304TN	8.0	20 3/4	25 (Dim. Wt.)*
1968-72	Chevrolet Chevelle, Malibu Top and Non-Heated Glass Window Sections, Fits rare models with Floating Rear Bow. White trace line aligns to bottom of Tack rail.	Combo Top	7304ATN	8.0	20 3/4	25 (Dim. Wt.)*

(Dim. Wt.)*.....Weight shown is actual weight. Air freight charges are based on higher Dimensional Weights

Years	Make/Model/Description	Product Type	Core Part #	Install Hrs.	Bow Ht.	Weight (lbs.)
1968-72	Chevrolet Chevelle, Malibu Fits cars with Fixed rear bow. White trace line aligns to bottom of Tack rail.	Front Top Section	7304	6.0	20 3/4	10
1968-72	Chevrolet Chevelle, Malibu Fits rare models with Floating rear bow. White trace line aligns to bottom of Tack rail.	Front Top Section	7304A	6.0	20 3/4	10
1968-72	Chevrolet Chevelle, Malibu For 7304PC, 7304APC Combo and 7304, 7304A Tops. No Zipper, No bottom color trim.	Plastic Window Section	PC7304	2.0		5
1968-72	Chevrolet Chevelle, Malibu For 7304TN, 7304ATN Combo and 7304, 7304A Tops. No Zipper.	Non-Heated Glass Window Section	TN404	2.0		16 (Dim. Wt.)*
1968-72	Chevrolet Chevelle, Malibu For 7304PC, 7304APC, 7304TN, 7304ATN Combo and 7304, 7304A Tops; and PC7304 and TN404 Window Sections.	Well Liner	WB7304	1.5		4
1965-72	Chevrolet Chevelle, Malibu Original Style Tapered, for 7304PC, 7304APC, 7304TN, 7304ATN Combo and 7304 and 7304A Tops.	Top Pads	PD6572	2.0		4
1968-72	Chevrolet Chevelle, Malibu For 7304PC, 7304APC, 7304TN, 7304ATN Combo and 7304 and 7304A Tops (pair).	Side Tension Cables	CBL7304	0.5		1

Original Topping for 7301, 7302, 7303, 7304: Black/Black, GM White/Black (and other discontinued colors) Standard (KV) Vinyl. Some of these discontinued GM colors we offer in Single Texture Vinyl: Buckskin, Dark Tan, Saddle, Tan, etc.

Corvair

1962-64	Chevrolet Corvair, Monza Spyder	Front Top Section	7101	6.0	22 1/2	9
1962-64	Chevrolet Corvair, Monza Spyder For 7101 Top. Zipper, No bottom color trim.	Plastic Window Section	PC7101	2.0		4
1965-69	Chevrolet Corvair, Monza, Corsa	Front Top Section	7102	6.0	21 3/4	8
1965-69	Chevrolet Corvair, Monza, Corsa For 7102 Top. Zipper, No bottom color trim.	Plastic Window Section	PC7102	2.0		4

Camaro

1967-70	Chevrolet Camaro Front Top and Plastic Window Sections, No Zipper. White trace line aligns to bottom of Tack rail.	Combo Top	7201PC	8.0	22 1/2	12
1967-70	Chevrolet Camaro Front Top and Plastic Window Sections, with Zipper. White trace line aligns to bottom of Tack rail.	Combo Top	7201PZ	8.0	22 1/2	12
1967-70	Chevrolet Camaro For use with PC7201 and PC7201Z Plastic Window Sections Only. White trace line aligns to bottom of Tack rail.	Front Top Section	7201	6.0	22 1/2	9
1967-70	Chevrolet Camaro No Zipper, for 7201 Top. No bottom color trim.	Plastic Window Section	PC7201	2.0		4

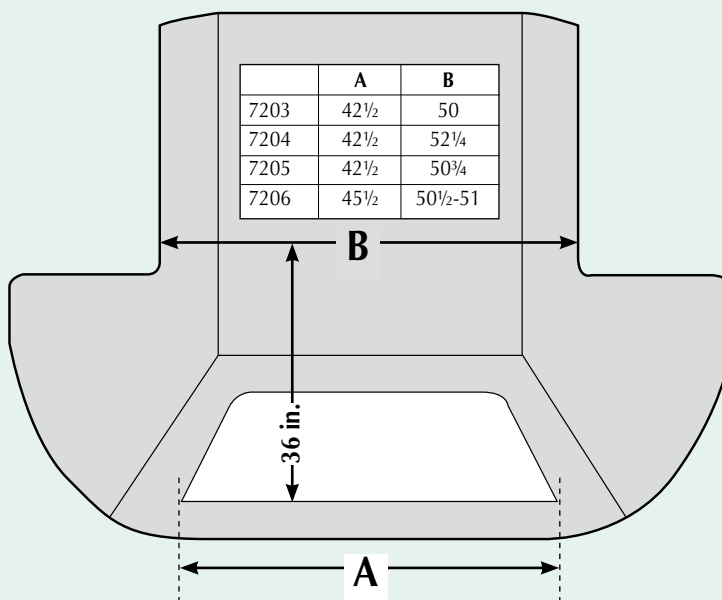
(Dim. Wt.)*.....Weight shown is actual weight. Air freight charges are based on higher Dimensional Weights

Years	Make/Model/Description	Product Type	Core Part #	Install Hrs.	Bow Ht.	Weight (lbs.)
1967-70	Chevrolet Camaro For 7201 Top. No bottom color trim.	Plastic Window Section with Zipper	PC7201Z	2.0		4
1967-70	Chevrolet Camaro Front Top and Non-Original Non-heated Folding Glass Window Sections, with Zipper, for Camaro. 7202GL requires use of WB7202 (Deep Well Liner). White trace line aligns to bottom of Tack rail.	Combo Top	7202GL	8.0	22 1/2	20 (Dim. Wt.)*
1967-70	Chevrolet Camaro For use with GL304 Folding Glass. White trace line aligns to bottom of Tack rail.	Front Top Section	7202	6.0	22 1/2	8
1967-70	Chevrolet Camaro For 7202 Top. With zipper and Robbins Flex Hinge® U.S. Patent 4,799,727.	Non-Original Non-Heated Clear Folding Glass Window Section	GL304	2.5		13 (Dim. Wt.)*
<i>CAUTION: Must use WB7202 Deep Well below with GL304 Glass Window, or glass or hinge may break.</i>						
1967-70	Chevrolet Camaro Accommodates Non-Original GL304 folding Glass Window.	Deep Well	WB7202	1.5		3
1967-70	Chevrolet Camaro For 7201PC, 7201PZ, 7202GL Combo and 7201, 7202 Tops, (pair).	Side Tension Cables	CBL721	0.5		1

Original Topping for 7101, 7102, 7201, 7202: Black/Black, GM White/Black (and other discontinued colors) Standard (KV) Vinyl. Some of these discontinued GM colors we offer in Single Texture Vinyl: Buckskin, Dark Tan, Saddle, Tan, etc.

Chevrolet Camaro 1987-93

1987-88	Chevrolet Camaro, IROC-Z, A.S.C. Order by Measurements Only, see diagram.	Top with 1 Plastic Window	7203	6.0		9
---------	---	---------------------------	------	-----	--	---



(Dim. Wt.)*.....Weight shown is actual weight. Air freight charges are based on higher Dimensional Weights

Years	Make/Model/Description	Product Type	Core Part #	Install Hrs.	Bow Ht.	Weight (lbs.)
1988-91	Chevrolet Camaro, IROC-Z, A.S.C. Order by Measurements Only, see diagram.	Top with 1 Plastic Window	7204	6.0		9
1990-92	Chevrolet Camaro, IROC-Z, A.S.C. Order by Measurements Only, see diagram.	Top with 1 Plastic Window	7205	6.0		10
1990-93	Chevrolet Camaro, IROC-Z, A.S.C. Order by Measurements Only, see diagram.	Top with 1 Plastic Window	7206	6.0		10
1993	Chevrolet Camaro, IROC-Z, For 7203, 7204, 7205, 7206 Tops. Original style two piece with OEM style plastic extrusions.	Headliner	HL720	3.0		5
1987-93	Chevrolet Camaro, IROC-Z, For 7203, 7204, 7205, 7206 Tops, (pair).	Side Tension Cables	CBL723	0.5		1
<p><i>DISCLAIMER: A.S.C. and General Motors made many changes to the Camaro convertible top and top frame. Some tops have elastic straps at the rear quarters, and others do not. The rear bow position has changed multiple times, and no records are available of when these changes were made. Top frame design problems can cause premature wear, cuts and holes in the rear quarters; and the lower rail can cut the topstitch at rear quarters. Robbins cannot be held responsible for damage to our products caused by the problems described above.</i></p> <p><i>Original Topping for 7203, 7204, 7205, and 7206: 1987-89 Camaro: Black/Black Standard (KV) Grain Double Texture Vinyl. Black Haartz Stayfast Cloth. 1990-93 Camaro: Black/Black Stayfast Cloth. HL720 Headliner: Black Velour Cloth</i></p>						
1994-02	Chevrolet Camaro Front Top and Heated Glass Window Sections, A.S.C. No seam across rear bow. Elastic strap through reinforcement above rear window, to sew to pads as original. White trace line aligns to bottom of Tack rail. Headliner not supplied.	Combo Top	7210HD	8.0	23 1/4	18 (Dim. Wt.)*
1994-02	Chevrolet Camaro A.S.C. No seam across rear bow. Elastic strap through reinforcement above rear window, to sew to pads as original. White trace line aligns to bottom of Tack rail. Headliner not supplied.	Front Top Section	7210	6.0	23 1/4	8
1994-02	Chevrolet Camaro For 7210 Top. Made with original style extrusion into which stiffener rod from old glass should be inserted. No Zipper.	Heated Glass Window Section	HD720	2.0		11 (Dim. Wt.)*
1994-02	Chevrolet Camaro For 7210 Top Made with original style extrusions .	Headliner	HL7210	4.0		4
1994-02	Chevrolet Camaro For 7210HD Combo and 7210 Tops, 23" Overall Length. (Order CABLES 7210A for 29" OAL.)	Side Tension Cables	CBL7210	0.5		1

(Dim. Wt.)*.....Weight shown is actual weight. Air freight charges are based on higher Dimensional Weights

Years	Make/Model/Description	Product Type	Core Part #	Install Hrs.	Bow Ht.	Weight (lbs.)
1994-02	Chevrolet Camaro For 7210HD Combo and 7210 Tops, 29" Overall Length. (Order CABLES 7210 for 23" OAL.) <i>DISCLAIMER: A.S.C. and General Motors have modified the 1994-2001 Camaro Top and Glass Window to eliminate damage to tops and broken glass windows caused by problems in the top frame design. Robbins cannot be held responsible for cuts, holes, broken glass, etc., caused by the manufacturer's design of the top or top frame.</i> <i>Original Topping for 7210: Black and Dark Beige and discontinued colors Haartz Stayfast Cloth with Black backing. Bright White/Black Standard Grain Double Texture Vinyl. HL7210 Headliner: Black Velour Cloth</i>	Side Tension Cables	CBL7210A	0.5		1
2011-On	Chevrolet Camaro Made with original style French seam deck seams and shock cords at front quarters. Original style extrusions on listings to attach to headliner, at front and rear of top and at quarters. No black bezel around glass. Headliner not supplied. <i>CAUTION: Problems in the design of the Top and Top Frame can cause abrasion and in eXT Series cases holes to develop in tops when the top is lowered and raised. Robbins cannot be held responsible for damage caused by the problems described above.</i>	Top with Heated Glass Window	7220C	7.0		21
2011-On	Chevrolet Camaro For 7220 Top. Made with factory style extrusions. <i>Original Topping for 7220:Black, F. Beige and Maroon (Nieman Marcus Edition) Haartz Twillfast RPC Cloth with Black Dobby backing. HL7220: Black Velour Cloth.</i>	Headliner	HL7220	3.0		5

Cavalier

1983-87	Chevrolet Cavalier Front Top and Plastic Window Sections, A.S.C. Pre-drilled guide holes align to bottom of tack rail.	Combo Top	7310PC	8.0	21 1/2	12
1983-87	Chevrolet Cavalier A.S.C. Pre-drilled guide holes align to bottom of tack rail.	Front Top Section	7310	6.0	21 1/2	9
1983-87	Chevrolet Cavalier For 7310 Top, with zipper and bottom color trim.	Plastic Window Section	PC7310	2.0		4
1983-87	Chevrolet Cavalier For 7310PC Combo and 7310 Tops, (pair)	Side Tension Cables	CBL7310	0.5		1
1983-94	Chevrolet Cavalier For 7310PC Combo and 7310 Tops, (pair)	Rear Quarter Flap Cables	CBL731R	0.5		1
1988-92	Chevrolet Cavalier, Z24 Front Top and Plastic Window Sections, A.S.C. Top has Wire-On and Header strip. Fits cars with Plastic Window with no bottom color trim (No glass Window). Some 1991 style Cavaliers were produced in early 1992. Tack strip at rear bow. White trace line aligns to bottom of Tack rail.	Combo Top	7311PC	8.0	26 1/4	12
1988-92	Chevrolet Cavalier, Z24 A.S.C. Top has Wire-On, header strip. Fits cars with Plastic Window with no bottom color trim (No glass Window). Some 1991 style Cavaliers were produced in early 1992. Tack strip at rear bow. White trace line aligns to bottom of Tack rail	Front Top Section	7311	6.0	26 1/4	9

(Dim. Wt.)*.....Weight shown is actual weight. Air freight charges are based on higher Dimensional Weights

© Copyright 2011

Robbins Auto Top LLC • 321 Todd Court, Oxnard, CA 93030
USA. Tel 1-877-404-3200 • Fax: 1-805-604-3201 • www.robbsautotop.com

Years	Make/Model/Description	Product Type	Core Part #	Install Hrs.	Bow Ht.	Weight (lbs.)
1988-92	Chevrolet Cavalier, Z24 For 7311PC Combo and 7311 Tops. No exposed color trim.	Plastic Window Section	PC7311	2.0		4
1988-91	Chevrolet Cavalier, Z24 For 7311PC Combo and 7311 Tops, (pair).	Side Tension Cables	CBL7311	0.5		1
1983-94	Chevrolet Cavalier, Z24 For 7310PC, 7311PC Combo and 7310, 7311 Tops, (pair).	Rear Quarter Flap Cables	CBL731R	0.5		1
1992-93*	Chevrolet Cavalier, Z24 Front Top and Non-Original Plastic Window Sections. No Wire-On, Fits early 1992 models until 7313 production began in early 1993, with Glass Window as Original Equipment. Rear tack strip is required to make 7312 fit models built before March 1992. No binding across front of top. Pre-drilled guide holes align to bottom of tack rail.	Combo Top	7312PC	8.0	27	13
1992-93*	Chevrolet Cavalier, Z24 Front Top and Non-Heated Glass Window Sections. No Wire-On, Fits early 1992 models until 7313 production began in early 1993, with Glass Window as Original Equipment. Rear tack strip is required to make 7312 fit models built before March 1992. No binding across front of top. Pre-drilled guide holes align to bottom of tack rail.	Combo Top	7312TN	8.0	27	21 (Dim. Wt.)*
1992-93*	Chevrolet Cavalier, Z24 Front Top and Heated Glass Window Sections. No Wire-On, Fits early 1992 models until 7313 production began in early 1993, with Glass Window as Original Equipment. Rear tack strip is required to make 7312 fit models built before March 1992. No binding across front of top. Pre-drilled guide holes align to bottom of tack rail.	Combo Top	7312HD	8.0	27	21 (Dim. Wt.)*
1992-93*	Chevrolet Cavalier, Z24 A.S.C. Header Strip, No Wire-On. Fits early 1992 models until 7313 production began in early 1993, with Glass Window as Original Equipment. Rear tack strip is required to make 7312 fit models built before March 1992. No binding across front of top. Pre-drilled guide holes align to bottom of tack rail.	Front Top Section	7312	6.0	27	9
1993½ -94	Chevrolet Cavalier, Z24 Front Top and Non-Original Plastic Window Sections. Top has Header Bow Pocket and Binding across front of Top, No Wire-On. White tops made with black binding over door glass and at front header bow, as original. Window section made with original style extrusion with metal stiffener rod to fit into rear bow. Pre-drilled guide holes align to bottom of tack rail.	Combo Top	7313PC	8.0	27	13
1993½ -94	Chevrolet Cavalier, Z24 Front Top and Non-Heated Glass Window Sections. Top has Header Bow Pocket and Binding across front of Top, No Wire-On. White tops made with black binding over door glass and at front header bow, as original. Window section made with original style extrusion with metal stiffener rod to fit into rear bow. Pre-drilled guide holes align to bottom of tack rail.	Combo Top	7313TN	8.0	27	21 (Dim. Wt.)*

(Dim. Wt.)*.....Weight shown is actual weight. Air freight charges are based on higher Dimensional Weights

Years	Make/Model/Description	Product Type	Core Part #	Install Hrs.	Bow Ht.	Weight (lbs.)
1993½ -19	Chevrolet Cavalier, Z24 Front Top and Heated Glass Window Sections. Top has Header Bow Pocket and Binding across front of Top, No Wire-On. White tops made with black binding over door glass and at front header bow, as original. Window section made with original style extrusion with metal stiffener rod to fit into rear bow. Pre-drilled guide holes align to bottom of tack rail..	Combo Top	7313HD	8.0	27	21 (Dim. Wt.)*
1993½ -94	Chevrolet Cavalier, Z24 Top has Header Bow Pocket and Binding across front of Top, No Wire-On. White tops made with black binding over door glass and at front header bow, as original. Pre-drilled guide holes align to bottom of tack rail.	Front Top Section	7313	6.0	27	9
1992-94	Chevrolet Cavalier, Z24 For 7312PC, 7313PC Combo Tops and 7312, 7313 Tops. Bottom color trim, No Zipper. Made with original style extrusion with metal stiffener rod to fit into rear bow.	Non-Original Plastic Window Section	PC7312	2.0		5
1992-94	Chevrolet Cavalier, Z24 For 7312TN, 7313TN Combo Tops and 7312, 7313 Tops. Made with original style extrusion with metal stiffener rod to fit into rear bow.	Non-Heated Glass Window Section	TN412	2.0		13 (Dim. Wt.)*
1992-94	Chevrolet Cavalier, Z24 Heated Glass Window Section Only for 7312HD, 7313HD Combo Tops and 7312, 7313 Tops. Made with original style extrusion with metal stiffener rod to fit into rear bow.	Heated Glass Window Section	HD412	2.0		13 (Dim. Wt.)*
1992-94	Chevrolet Cavalier, Z24 Side Tension Cables for 7312 PC, 7312TN, 7312HD, 7313PC, 7313TN, 7313HD Combo Tops and 7312, 7313 Tops, (pair).	Side Tension Cables	CBL7312	0.5		1
1983-94	Chevrolet Cavalier, Z24 For 7312 PC, 7312TN, 7312HD, 7313PC, 7313TN, 7313HD Combo Tops and 7312, 7313 Tops, (pair).	Rear Quarter Flap Cables	CBL731R	0.5		1
<i>Original Toppings for 7310 1983-85: Black (and other discontinued colors) Standard (KV) Grain Double Texture Vinyl.7310, 7311, 7312 1986-93:Black (and other discontinued colors) Standard (KV) Grain Double Texture Vinyl.7313 1994 Black/Black Sunbird White/Black EV S</i>						
1995-98	Chevrolet Cavalier Front Top and Non-Original Plastic Window Sections, with Deck Seams. White Tops made with black binding over door glass. Window section has bottom color trim and OEM Style extrusion and stiffener rod to fit into rear bow, No Zipper. Pre-drilled guide holes align to bottom of tack rail.	Combo Top	7316PC	8.0	27 1/2	13
1995-98	Chevrolet Cavalier Front Top and Non-Heated Glass Window Sections, with Deck Seams. White Tops made with black binding over door glass. Window section made with OEM Style extrusion and stiffener rod to fit into rear bow, No Zipper. Pre-drilled guide holes align to bottom of tack rail.	Combo Top	7316TN	8.0	27 1/2	19 (Dim. Wt.)*
1995-98	Chevrolet Cavalier Front Top and Heated Glass Window Sections, with Deck Seams. White Tops made with black binding over door glass. Window section made with OEM Style extrusion and stiffener rod to fit into rear bow, No Zipper. Pre-drilled guide holes align to bottom of tack rail.	Combo Top	7316HD	8.0	27 1/2	19 (Dim. Wt.)*

(Dim. Wt.)*.....Weight shown is actual weight. Air freight charges are based on higher Dimensional Weights

Years	Make/Model/Description	Product Type	Core Part #	Install Hrs.	Bow Ht.	Weight (lbs.)
1995-98	Chevrolet Cavalier With Deck Seams White Tops made with black binding over door glass. Pre-drilled guide holes align to bottom of tack rail.	Front Top Section	7316	6.0	27 1/2	8
1998½-00	Chevrolet Cavalier Front Top and Non-Original Plastic Window Sections, No deck seams. White Tops made with black binding over door glass. Window section has bottom color trim and OEM Style extrusion and stiffener rod to fit into rear bow, No Zipper. Pre-drilled guide holes align to bottom of tack rail.	Combo Top	7317PC	8.0		12
1998½-00	Chevrolet Cavalier Combo Top, Front Top and Non-Original Plastic Window Sections, No Deck seams. White Tops made with black binding over door glass. Window section has bottom color trim and OEM Style extrusion and stiffener rod to fit into rear bow, No Zipper. Pre-drilled guide holes align to bottom of tack rail.	Combo Top	7317TN	8.0		18 (Dim. Wt.)*
1998½-00	Chevrolet Cavalier Front Top and Non-Heated Glass Window Sections, No Deck seams. White Tops made with black binding over door glass. Window section made with OEM Style extrusion and stiffener rod to fit into rear bow, No Zipper. Pre-drilled guide holes align to bottom of tack rail.	Combo Top	7317HD	8.0		18 (Dim. Wt.)*
1998½-00	Chevrolet Cavalier No Deck seams. White Tops made with black binding over door glass. Pre-drilled guide holes align to bottom of tack rail.	Front Top Section	7317	6.0		7
1995-00	Chevrolet Cavalier For 7316PC, 7317PC Combo Tops and 7316, 7317 Tops Made with bottom color trim and OEM style extrusion and stiffener rod to fit into rear bow. No Zipper.	Non-Original Plastic Window Section	PC7316	2.0		6
1995-00	Chevrolet Cavalier For 7316TN, 7317TN Combo Tops and 7316, 7317 Tops. Made with OEM style extrusion and stiffener rod to fit into rear bow. No Zipper.	Non-Heated Glass Window Section	TN416	2.0		12 (Dim. Wt.)*
1995-00	Chevrolet Cavalier For 7316HD, 7317HD Combo Tops and 7316, 7317 Tops. Made with extrusion and stiffener rod to fit into rear bow. No Zipper.	Heated Glass Window Section	HD416	2.0		12 (Dim. Wt.)*
1996-97	Chevrolet Cavalier For 7316PC, 7316TN, 7316HD, 7317PC, 7317TN, 7317HD Combo Tops and 7316, 7317 Tops. Made with original style extrusions.	Headliner	HL731	3.0		4
1995-98	Chevrolet Cavalier For 7316PC, 7316TN, 7316HD Combo and 7316 Tops, (pair).	Side Tension Cables	CBL7316	0.5		1

(Dim. Wt.)*.....Weight shown is actual weight. Air freight charges are based on higher Dimensional Weights

Years	Make/Model/Description	Product Type	Core Part #	Install Hrs.	Bow Ht.	Weight (lbs.)
1999-00	Chevrolet Cavalier For 7317PC, 7317TN, 7317HD Combo and 7317 Tops, (pair).	Side Tension Cables	CBL7317	0.5		1

CAUTION: Technical Bulletins 63-10-49 and 63-15-15 have been issued by GM describing problems with Top frames in 1995-00 Cavalier and Sunfire models. There have also been reports of rear seat backrest being bent out of shape which can cause the Headliner

Original Toppings for 7316: Black, Bright White, Neutral Standard (KV) Grain EV Single Texture Vinyl with Black Polyester/Cotton backing. Original Toppings for 7317: Black, Bright White, Med. Neutral Sailcloth Single Texture (SS) Vinyl with Gray Polyester/Cotton blend backing.

Celebrity

1984-86	Chevrolet Celebrity Look for Hess & Eisenhardt nameplate on Driver's door. or trunk lid. Glass Window not available. Headliner not supplied.	Front Top Section	7315	6.0	18 1/2	10
---------	--	-------------------	------	-----	--------	----

1984-86	Chevrolet Celebrity For 7315 Top.	Plastic Window Section	PC7315	2.0		5
---------	---	------------------------	--------	-----	--	---

Original Topping for 7315: Black/Black, White/Black and discontinued colors Standard (KV) Grain Double Texture Vinyl.

Corvette

NOTE: Pre-1983 Corvette Tops made in Black and White KV Grain Vinyl will be finished with Original Style Crush Grain Binding, and supplied with Crush Grain Wire-On. Tops made in all other KV colors will be made with KV Grain Binding and KV Grain Wire-On.

1953-55	Corvette Cloth tops made with stitched deck seams and matching cloth binding as original	Top with 1 Sewn Plastic Window	2050S	5.5	15 3/4	7
---------	--	--------------------------------	-------	-----	--------	---

Original Topping for 2050S: Tan/Tan Cotton Harmony Cloth (Discontinued).

1956-58	Corvette Plastic Windows heatsealed into Tops made in Vinyl.	Top with 1 Plastic Window	2051	5.5	15 1/2	7
---------	--	---------------------------	------	-----	--------	---

1956-58	Corvette With 1 Sewn Plastic Window.	Top with 1 Plastic Window	2051S	5.5	15 1/2	7
---------	--	---------------------------	-------	-----	--------	---

1959-60	Corvette Tops made in Vinyl have Original style Reverse Heatsealed Window with Dual Groove embossing around Plastic Window opening,	Top with 1 Plastic Window	2052W	5.5	15 3/4	7
---------	---	---------------------------	-------	-----	--------	---

1959-60	Corvette Same top as 2052W above with original style Warning tag, add \$20.00 to retail price.	Top with 1 Plastic Window	2052WT	5.5	15 3/4	7
---------	--	---------------------------	--------	-----	--------	---

1961-62	Corvette Tops made in Vinyl have Original style Reverse Heatsealed Window with Dual Groove embossing around Plastic Window opening,	Top with 1 Plastic Window	2053W	5.5	15 1/2	7
---------	---	---------------------------	-------	-----	--------	---

1961-62	Corvette Same top as 2053W above with original style Warning tag, add \$20.00 to retail price.	Top with 1 Plastic Window	2053WT	5.5	15 3/4	7
---------	--	---------------------------	--------	-----	--------	---

(Dim. Wt.)*.....Weight shown is actual weight. Air freight charges are based on higher Dimensional Weights

© Copyright 2011

Robbins Auto Top LLC • 321 Todd Court, Oxnard, CA 93030
USA. Tel 1-877-404-3200 • Fax: 1-805-604-3201 • www.robbsautotop.com

Years	Make/Model/Description	Product Type	Core Part #	Install Hrs.	Bow Ht.	Weight (lbs.)
1956-62	Corvette Original Style for 2051, 2052W, 2053W.	Top Pads	PD851	1.0		3
1963-67	Corvette Sting Ray Tops made in Vinyl have Original style Reverse Heatsealed Window with Dual Groove embossing around Plastic Window opening,	Top with 1 Plastic Window	2054W	5.5	18 1/2	7
1963-67	Corvette Sting Ray Same top as 2054W above with original style Warning tag, add \$20.00 to retail price.	Top with 1 Plastic Window	2054WT	5.5	15 3/4	7
1963-67	Corvette Sting Ray Original style for 2054W Top, black. (4 pc).	Top Pads	PD854	1.0		3
1968-75	Corvette Sting Ray Tops made in Vinyl have Original style Reverse Heatsealed Window with Dual Groove embossing around Plastic Window opening,	Top with 1 Plastic Window	2055W	5.5	14 1/2	7
1968-75	Corvette Sting Ray Same top as 2055W above with original style Warning tag, add \$20.00 to retail price.	Top with 1 Plastic Window	2055WT	5.5	15 3/4	7
1968-75	Corvette Sting Ray Original style for 2055W Top, black or tan (pair).	Top Pads	PD855	1.0		3
1968-75	Corvette Sting Ray For 2055W Top, (pair).	Side Tension Cables	CBL2055	0.5		2
<p><i>NOTE: 2052, 2053, 2054, 2055 Cloth Tops are made with sewn Plastic Window and "W" is omitted.</i></p> <p><i>Original Topping for 2051,2052W,2053W,2054W,2055W: Black, GM White (and other discontinued colors), Standard (KV) Grain Double Texture Vinyl. Some discontinued GM colors we offer in Single Texture Vinyl: Buckskin, Dark Tan, Saddle, Tan, etc</i></p>						
1986-93	Corvette C4. Plastic Window reverse heatsealed and sewn into top.	Top with 1 Plastic Window	2056WS	7.0	16 1/2	7
<p><i>NOTE: Corvette and A.S.C. made tops with heatsealed Plastic Windows only, and changed to making tops with stitched and heatsealed Plastic Windows to avoid problems with windows falling out. Corvette and A.S.C. also changed the size of the plastic window, as well as the position of the rear bow, and no records are available to us as to when these changes occurred. Robbins makes 2056WS tops using the same window size that Corvette used in the later years this model was produced.</i></p>						
1986-93	Corvette For 2056WS Top Made with original style plastic extrusions.	Headliner	HL2056	3.0		5
1986-93	Corvette For 2056WS Top, (pair).	Side Tension Cables	CBL2056	0.5		1
1994-96	Corvette C4. Retrofits 1986-93 With GM Conversion Kit.	Top with Heated Glass Window	2057	7.0		14 (Dim. Wt.)*
1994-96	Corvette C4. Retrofits 86-93 With GM Conversion Kit.	Top with Non-Original Non-Heated Glass Window	2057T	7.0		14 (Dim. Wt.)*

(Dim. Wt.)*.....Weight shown is actual weight. Air freight charges are based on higher Dimensional Weights

Years	Make/Model/Description	Product Type	Core Part #	Install Hrs.	Bow Ht.	Weight (lbs.)
1994-96	Corvette GM Conversion Kit (GM Part # 12522961) REQUIRED to install 2057, 2057T top on 1986-93 Corvette originally equipped with Plastic Window. (Power leads in kit can be omitted if installing 2057T; however, remainder of kit must be installed.)	GM Conversion Kit	KIT 2057	2.0		1.5
1986-96	Corvette For 2056WS, 2057, 2057T Tops. <i>Original Topping: 2056WS, 2057, 2057T: 1986-89 Black Haartz Stayfast Cloth with Black backing; GM White and Light Saddle Standard (KV) Grain Double Texture Vinyl. 1990: Black Haartz Stayfast Cloth with Black backing; Bright White and Light Saddle Standard (KV) Grain Double Texture Vinyl. 1991-93: Black, Blue (91-93), Tan, (1991-93), Dark Ruby (1993 Only) Haartz Stayfast Cloth with Black backing; Glacier (Bright) White/Black Pinpoint Grain Double Texture Vinyl.</i>	Headliner	HL2056			
1998-04	Corvette C5. Top made with original style cloth binding, die cut plastic reinforcements and elastic straps.	Top with Heated Glass Window	2058	7.0		14 (Dim. Wt.)*
1998-99	Corvette For 2058 Top. Made with original style plastic extrusions.	Headliner	HL957	3.0		5
2000-04	Corvette For 2058 Top. Made with original style plastic extrusions.	Headliner	HL958	3.0		5
1998-04	Corvette For 2058 Top, (pair). <i>Original Topping for 2058: Black, Lt. Oak, Med. Neutral Haartz Twillfast Cloth with Black dobby backing; Bright White/Black Sailcloth Double Texture Vinyl.HL2057 ,HL2058 Headliners: Black Velour Cloth.</i>	Side Tension Cables	CBL2058	0.5		1
2005-On	Corvette C6. No black bezel around glass. Made with original style French seams. <i>Original Topping for 2059C: Black, 2359 Titan Gray, 2905 Gray Beige, 2509 Basalt Gray, Haartz Twillfast MC Cloth with black dobby backing; Bright White/Black Sailcloth double texture vinyl.</i>	Top with Heated Glass Window	2059C	6.0		14 (Dim. Wt.)*
Geo Metro						
1990-93	Geo Metro (USA) Chevrolet Sprint (Canada) Made with 3 original style plastic extrusions.	Top with 1 Plastic Window	7330	6.0		10
1990-93	Geo Metro (USA) Chevrolet Sprint (Canada) Side Tension Cables for 7330 Top, (pair). <i>Original topping for 7330: Black/Black, Black/ Gray Japanese Single Texture Vinyl (Similar to KV Grain Vinyl)</i>	Side Tension Cables	CBL7330	0.5		1

(Dim. Wt.)*.....Weight shown is actual weight. Air freight charges are based on higher Dimensional Weights

© Copyright 2011

Robbins Auto Top LLC • 321 Todd Court, Oxnard, CA 93030
USA. Tel 1-877-404-3200 • Fax: 1-805-604-3201 • www.robbsautotop.com

Years	Make/Model/Description	Product Type	Core Part #	Install Hrs.	Bow Ht.	Weight (lbs.)
Chevrolet / Geo Tracker						
1989-94	Geo Tracker, GMC Tracker (Canada), Pontiac Sunrunner (Canada) One Non-Original plastic extrusion snaps to front bow. All seams topstitched and heatsealed, plus reinforcements added for extra strength. Original style plastic corner brackets. Original style separating Coil Zipper in rear window, Zipper Slide on Top. Unzips right to left when facing vehicle from rear. Two plastic quarter windows on each side. Installation instructions supplied. Must reuse factory stiffener rod. (Suzuki dealer part no. 78399-60A00).	Top with 5 Plastic Windows	7350	0.5		14
1989-94	Geo Tracker, GMC Tracker (Canada), Pontiac Sunrunner (Canada) For 7350 Top, and USA OEM Tops. OEM Style Single Ring Pull separating coil Zipper Unzips Right to Left when facing vehicle from rear. Full original style separating coil zipper sewn on PC7350 (Permits replacement of 1/2 zipper on top if this is damaged). Must reuse factory stiffener rod.	Replacement Rear Plastic Window	PC7350R	N/A		5
1989-94	Geo Tracker, GMC Tracker (Canada), Pontiac Sunrunner (Canada) For 7350 Top, and European OEM Tops. OEM Style Single Ring Pull separating coil Zipper Unzips Left to Right when facing vehicle from rear. Full original style separating coil zipper sewn on PC7350 (Permits replacement of 1/2 zipper on top if this is damaged). Must reuse factory stiffener rod.	Replacement Rear Plastic Window	PC7350L	N/A		5
1995-98	Chevrolet/Geo Tracker; Pontiac Sunrunner (Canada) Original style pocket with Durable snaps at front and die cut plastic reinforcements. Single Ring Pull separating coil zipper Unzips Left to Right when facing vehicle from rear. Two removable plastic quarter windows on each side.	Top with 5 Plastic Windows	7351	0.5		15 (Dim. Wt.)*
1995-98	Chevrolet/Geo Tracker; Pontiac Sunrunner (Canada) For 7351 Top. Single Ring Pull Zipper Unzips Left to Right when facing rear of vehicle. Full original style separating coil zipper sewn on PC7351L (Permits replacement of 1/2 zipper on top if damaged.)	Replacement Rear Plastic Window	PC7351L	N/A		4
1995-98	Chevrolet/Geo Tracker; Pontiac Sunrunner (Canada) For 7351 Top, (pair). Side Curtains Zip into Top.	Side Curtains	SC7351	N/A		4
<i>Original Topping 7350, 7351: Black/Black, White/White Cami Double Coated Vinyl.</i>						
1999-04	Chevrolet Tracker, Grand Vitara Made with original style die cut black plastic reinforcements and black durable fasteners. Two plastic quarter windows on each side. Single Ring Pull separating coil zipper Unzips Left to Right when facing vehicle from rear.	Top with 5 Plastic Windows	7352	0.5		14 (Dim. Wt.)*
1999-04	Chevrolet Tracker, Grand Vitara For 7352 Top. Single Ring Pull Zipper Slide on replacement plastic window. Unzips Left to Right when facing rear of vehicle. Zips into 7352 top Made with original style extrusion at bottom of window.	Replacement Rear Plastic Window	PC7352	N/A		4
1999-04	Chevrolet Tracker, Grand Vitara For 7352 Top, (pair). Side Curtains Zip into Top.	Side Curtains	SC7352	N/A		4
<i>Original Topping 7352: Black/Black, White/White (New) Cami Double Coated Vinyl.</i>						

(Dim. Wt.)*.....Weight shown is actual weight. Air freight charges are based on higher Dimensional Weights

Years	Make/Model/Description	Product Type	Core Part #	Install Hrs.	Bow Ht.	Weight (lbs.)
1963-64	Chrysler Newport, 300	Front Top Section	5505	7.0	30 1/4	10
1963-64	Chrysler Newport, 300 For 5505 Top. Zipper, No bottom color trim.	Plastic Window Section	PC5505	2.0		5
1965-66	Chrysler Newport, 300	Front Top Section	5506	7.0	27 1/2	10
1965-66	Chrysler Newport, 300 For 5506 Top. Zipper, No bottom color trim.	Plastic Window Section	PC5506	2.0		5
<i>Original Topping for 5505, 5506: Black, White (and other discontinued colors.) Standard (KV) Grain Double Coated Vinyl.</i>						
1967-68	Chrysler Newport, 300	Front Top Section	5508	7.0	29 1/2	10
1967-68	Chrysler Newport, 300 For 5508 Top. Zipper, No bottom color trim.	Plastic Window Section	PC5508	2.0		5
1967-68	Chrysler Newport, 300 For 5508 Top.	Non-Heated Glass Window Section	TN151	2.0		16 (Dim. Wt.)*
1969-70	Chrysler Newport, 300	Front Top Section	5510	7.0	33 1/4	10
1969-70	Chrysler Newport, 300 Only for 5510 Top. Zipper, No bottom color trim.	Plastic Window Section	PC5510	2.0		6
1969-70	Chrysler Newport, 300 For 5510 Top.	Non-Heated Glass Window Section	TN153	2.0		16 (Dim. Wt.)*
<i>Original Topping for 5508 & 5510: 1967-Black, White, and colors, Standard (KV) Grain Double Texture Vinyl. 1968-Black, White (and other discontinued colors), Chrysler Crush Grain Double Texture Vinyl.</i>						
LeBaron						
1982-83	Chrysler LeBaron Made with elastic at bottom of quarters to prevent cuts or holes from occurring in top.	Front Top Section	5401	6.0	24 1/2	10
1982-83	Chrysler LeBaron For 5401 Top. Zipper, bottom color trim.	Plastic Window Section	PC5401	2.0		4
1982-83	Chrysler LeBaron For 5401 Top. With zipper and Robbins Flex Hinge®, (U.S. Patent 4,799,727). Glass must be unzipped and lowered before lowering top.	Non-Original Non-Heated Folding Glass Window Section	TN100	2.5		12 (Dim. Wt.)*
1982-83	Chrysler LeBaron Original style; for 5401 Top, black, (pair).	Top Pads	PD801	1.0		3
1982-83	Chrysler LeBaron For 5401 Top. (pair).	Side Tension Cables	CBL5401	0.5		1
1984-86	Chrysler LeBaron Pre-drilled guide holes align to bottom of Tack rail..	Front Top Section	5402	6.0	22 3/4	10
1984-86	Chrysler LeBaron For 5402 Top. Zipper, bottom color trim.	Non-Original Plastic Window Section	PC5402	2.0		4
1984-86	Chrysler LeBaron For 5402 Top.	Non-Heated Glass Window Section	TN102	2.0		13 (Dim. Wt.)*

(Dim. Wt.)*.....Weight shown is actual weight. Air freight charges will be added on higher Dimensional Weights

© Copyright 2011

Robbins Auto Top LLC • 321 Todd Court, Oxnard, CA 93030
USA. Tel 1-877-404-3200 • Fax: 1-805-604-3201 • www.robbsautotop.com

Years	Make/Model/Description	Product Type	Core Part #	Install Hrs.	Bow Ht.	Weight (lbs.)
1984-86	Chrysler LeBaron Black (Rear quarter webbing pads not included), (pair).	Top Pads	PD802	1.0		3
1984-86	Chrysler LeBaron Black, set.	Non-Original Top and Quarter Pads	PD802Q	1.0		3
1984-86	Chrysler LeBaron For 5402 Top.	Side Tension Cables	CBL5402	0.5		1
<i>Original Topping for 5401, 5402: Black (and other discontinued colors) Double Texture Vinyl.</i>						
1987-95	Chrysler LeBaron Front Top and Non-Original Plastic Window Sections, with Zipper, No Wire-On. (Wire-On eliminated by Chrysler in 1990.) Buckram reinforcement pads included in box to sew on underside of webbing pads, to help prevent or defer damage by frame components. Pads should be checked and replaced when necessary. Pre-drilled guide holes align to bottom of tack rail. Headliner not supplied.	Combo Top	5404P3	8.5	22 1/4	12
1987-95	Chrysler LeBaron Front Top and Non-Original Plastic Window Sections, No Zipper No Wire-On (Wire-On eliminated by Chrysler in 1990). Buckram reinforcement pads included in box to sew on underside of webbing pads, to help prevent or defer damage by frame components. Pads should be checked and replaced when necessary. Pre-drilled guide holes align to bottom of tack rail. Headliner not supplied.	Combo Top	5404P4	8.5	22 1/4	12
1987-95	Chrysler LeBaron Front Top and Non-Heated Glass Window Sections, with Zipper. No Wire-On (Wire-On eliminated by Chrysler in 1990). Buckram reinforcement pads included in box to sew on underside of webbing pads, to help prevent or defer damage by frame components. Pads should be checked and replaced when necessary. Pre-drilled guide holes align to bottom of tack rail. Headliner not supplied.	Combo Top	5404T3	8.5	22 1/4	21 (Dim. Wt.)*
1987-95	Chrysler LeBaron Front Top and Non-Heated Glass Window Sections, No Zipper. No Wire-On (Wire-On eliminated by Chrysler in 1990). Buckram reinforcement pads included in box to sew on underside of webbing pads, to help prevent or defer damage by frame components. Pads should be checked and replaced when necessary. Pre-drilled guide holes align to bottom of tack rail. Headliner not supplied.	Combo Top	5404T4	8.5	22 1/4	21 (Dim. Wt.)*
1987-95	Chrysler LeBaron Front Top and Heated Glass Window Sections, with Zipper. No Wire-On (Wire-On eliminated by Chrysler in 1990). Buckram reinforcement pads included in box to sew on underside of webbing pads, to help prevent or defer damage by frame components. Pads should be checked and replaced when necessary. Pre-drilled guide holes align to bottom of tack rail. Headliner not supplied.	Combo Top	5404H3	8.5	22 1/4	21 (Dim. Wt.)*

(Dim. Wt.)*.....Weight shown is actual weight. Air freight charges are based on higher Dimensional Weights

Years	Make/Model/Description	Product Type	Core Part #	Install Hrs.	Bow Ht.	Weight (lbs.)
1987-95	Chrysler LeBaron Front Top and Heated Glass Window Sections, No Zipper. No Wire-On (Wire-On eliminated by Chrysler in 1990). Buckram reinforcement pads included in box to sew on underside of webbing pads, to help prevent or defer damage by frame components. Pads should be checked and replaced when necessary. Pre-drilled guide holes align to bottom of tack rail. Headliner not supplied.	Combo Top	5404H4	8.5	22 1/4	21 (Dim. Wt.)*
1987-95	Chrysler LeBaron No Wire-On (Wire-On eliminated by Chrysler in 1990). Buckram reinforcement pads included in box to sew on underside of webbing pads, to help prevent or defer damage by frame components. Pads should be checked and replaced when necessary. Pre-drilled guide holes align to bottom of tack rail. Headliner not supplied.	Front Top Section	5404	6.5	22 1/4	9
<p><i>CAUTION: Chrysler issued Service Bulletin 23-23-89/P-3754 (and others) describing cuts and holes in top caused by abrasion or pinching of top by 1987-95 LeBaron top frames, and the repair procedures which dealers need to perform. Robbins cannot be held responsible for damage caused to our products by top frames, body components or the design of the convertible top.</i></p> <p><i>NOTE: Chrysler used zippers in OEM Heated and Non-Heated Glass Windows from the launch of LeBaron production in 1987 until February of 1990 when zippers were eliminated.</i></p>						
1987-95	Chrysler LeBaron For 5404P3 Combo and 5404 Tops, with Zipper.	Non-Original Plastic Window Section	PC5403	2.0		4
1987-95	Chrysler LeBaron For 5404P4 Combo and 5404 Tops, No Zipper.	Non-Original Plastic Window Section	PC5404	2.0		4
1987-95	Chrysler LeBaron For 5404T3 Combo and 5404 Tops, with Zipper.	Non-Heated Glass Window Section	TN103	2.0		13 (Dim. Wt.)*
1987-95	Chrysler LeBaron For 5404T4 Combo and 5404 Tops, No Zipper	Non-Heated Glass Window Section	TN104	2.0		13 (Dim. Wt.)*
1987-95	Chrysler LeBaron For 5404H3 Combo and 5404 Tops, with Zipper.	Heated Glass Window Section	HD103	2.0		13 (Dim. Wt.)*
1987-95	Chrysler LeBaron For 5404H4 Combo and 5404 Tops, No Zipper.	Heated Glass Window Section	HD104	2.0		13 (Dim. Wt.)*
1987-89	Chrysler LeBaron For 5404P3, 5404P4, 5404T3, 5404T4, 5404H3, 5404H4 Combo Tops and 5404 Top	Headliner	HL967	3.0		5
1990-94	Chrysler LeBaron For 5404P3, 5404P4, 5404T3, 5404T4, 5404H3, 5404H4 Combo Tops and 5404 Top	Headliner	HL968	3.0		5
1995	Chrysler LeBaron For 5404P3, 5404P4, 5404T3, 5404T4, 5404H3, 5404H4 Combo Tops and 5404 Top	Headliner	HL969	3.0		5
1987-91	Chrysler LeBaron For 5404P3, 5404P4, 5404T3, 5404T4, 5404H3, 5404H4 Combo Tops and 5404 Top, (pair)	Side Tension Cables	CBL5403	0.5		1
1992-95	Chrysler LeBaron For 5404P3, 5404P4, 5404T3, 5404T4, 5404H3, 5404H4 Combo Tops and 5404 Top, (pair)	Side Tension Cables	CBL5404	0.5		1

(Dim. Wt.)*.....Weight shown is actual weight. Air freight charges are based on higher Dimensional Weights

© Copyright 2011

Robbins Auto Top LLC • 321 Todd Court, Oxnard, CA 93030
USA. Tel 1-877-404-3200 • Fax: 1-805-604-3201 • www.robbsautotop.com

Years	Make/Model/Description	Product Type	Core Part #	Install Hrs.	Bow Ht.	Weight (lbs.)
1987-95	Chrysler LeBaron Reinforce LeBaron webbing Top Pads for 5405P3, 5404P4, 5404T3, 5404T4, 5404H3, 5404H4 Combo Tops and 5404 Top, (pair). (Top Pads not supplied). <i>Original Topping: 1987-95 5404: Black, Bright White, (and other discontinued colors), Standard (KV) Grain Double Texture Vinyl with Black backing., 1990-92 5404, Black, Bright White and other discontinued colors), Sailcloth Double Texture Vinyl. 1993-95 5404: Black/Gray, Light Buckskin/Gray, Medium Quartz/Gray, Bright White/Gray Single Texture Sailcloth Vinyl with Gray polyester/cotton backing</i>	Buckham Rubber Pads	PD5404	1.5		3
1989-91	Chrysler Maserati TC Made with matching cloth binding. Replacement glass window not Available. <i>Original Topping for 5400C: Haartz Black Stayfast Cloth with black backing.</i>	Front Top Section	5400C	7.0		9

Chrysler Sebring/Stratus (Europe)

1996-00	Chrysler Sebring, Chrysler Stratus (Europe) Front Top and Non-Original Non-Heated Glass Window Sections. Made with Rainguards, OEM style extrusions, reversed deck seams, and straps to attach to top frame. No Zipper. White trace line aligns to bottom of Tack rail. Headliner not supplied.	Combo Top	5411TN	8.0	26 1/4	23 (Dim. Wt.)*
1996-00	Chrysler Sebring, Chrysler Stratus (Europe) Front Top and Heated Glass Window Sections. Made with Rainguards, OEM style extrusions, reversed deck seams, and straps to attach to top frame. No Zipper. White trace line aligns to bottom of Tack rail. Headliner not supplied.	Combo Top	5411HD	8.0	26 1/4	23 (Dim. Wt.)*
1996-00	Chrysler Sebring, Chrysler Stratus (Europe) Made with Rainguards, OEM style extrusions, reversed deck seams, and straps to attach to top frame. White trace line aligns to bottom of Tack rail. Headliner not supplied.	Front Top Section	5411	6.0	26 1/4	9
2001-06	Chrysler Sebring, Chrysler Stratus (Europe) Front Top and Non-Original Non-Heated Glass Window Sections. Made with Rainguards, OEM style extrusions, reversed deck seams, and straps to attach to top frame. No Zipper. White trace line aligns to bottom of Tack rail. Headliner not supplied.	Combo Top	5412TN	8.0	26 1/4	23 (Dim. Wt.)*
2001-06	Chrysler Sebring, Chrysler Stratus (Europe) Front Top and Heated Glass Window Sections. Made with Rainguards, OEM style extrusions, reversed deck seams, and straps to attach to top frame. No Zipper. White trace line aligns to bottom of Tack rail. Headliner not supplied.	Combo Top	5412HD	8.0	26 1/4	23 (Dim. Wt.)*
2001-06	Chrysler Sebring, Chrysler Stratus (Europe) Made with Rainguards, OEM style extrusions, reversed deck seams, and straps to attach to top frame. White trace line aligns to bottom of Tack rail. Headliner not supplied.	Front Top Section	5412	6.0	26 1/4	9

(Dim. Wt.)*.....Weight shown is actual weight. Air freight charges are based on higher Dimensional Weights

Years	Make/Model/Description	Product Type	Core Part #	Install Hrs.	Bow Ht.	Weight (lbs.)
1996-06	Chrysler Sebring, Chrysler Stratus (Europe) For 5411and 5412 Tops. Made with original style extrusion that fits to rear bow,. With bottom color trim, No zipper.	Non-Original Plastic Window Section	PC5410	2.0		6
1996-06	Chrysler Sebring, Chrysler Stratus (Europe) For 5411TN, 5412TN Combo and 5411, 5412 Tops. Made with smaller size glass introduced in Spring 1996. Made with original style extrusion that fits to rear bow.	Non-Original Non-Heated Glass Window Section	TN105	2.0		6
1996-06	Chrysler Sebring, Chrysler Stratus (Europe) For 5411HD, 5412HD Combo and 5411, 5412 Tops. Made with smaller size glass introduced in Spring 1996. Made with original style extrusion that fits to rear bow.	Heated Glass Window Section	HD105	2.0		16
1996-00	Chrysler Sebring, Chrysler Stratus (Europe) For 5411TN, 5411HD, 5412TN, 5412HD Combo Tops and 5411, 5412 Tops. With OEM style extrusions.	Headliner	HL970	3.0		4
2001-06	Chrysler Sebring, Chrysler Stratus (Europe) For 5411TN, 5411HD, 5412TN, 5412HD Combo Tops and 5411, 5412 Tops. With OEM style extrusions.	Headliner	HL971	3.0		4
1996-06	Chrysler Sebring, Chrysler Stratus (Europe) For 5411TN, 5411HD, 5412TN, 5412HD Combo Tops and 5411, 5412 Tops. (pair)	Side Tension Cables	CBL5411	0.5		1

Sebring XT Series Top with Plastic Window

1996-06	Chrysler Sebring, Chrysler Stratus (Europe) Non-Original One Piece design (no separate front top and rear window sections). Die cut plastic retainer pieces at bottom of quarters and below window with pre-punched bolt holes to speed installation. OEM Style extrusions.	Top with 1 Non-Original Plastic Window	5450B	8.0		10
---------	---	--	-------	-----	--	----

Original Topping for 5411: Sailcloth Vinyl with Gray Polyester/Cotton backing: 1996-00 Black, Camel, White. Hartz LM (JX) Twill Weave Cloth with Gray Polyester/cotton backing: 1996-97 Black, Camel (mottled tan), Beige. 1997-2000 Black, Sandalwood . HL970 Headliner: Black ribbed cloth

Original Topping 5412: Sailcloth Vinyl with gray polyester/cotton backing: 2001-06 Black, Sandalwood. Hartz LM (JX) Twillfast Cloth with Gray Polyester/Cotton blend backing: 2001-06: Black. 2001-05 Sandalwood. 2003: Bridgewater Blue (discontinued). 2004: Taupe and Seamist Green Hartz Twill fast Cloth with Gray Polyester/Cotton blend backing. HL 970 Headliner Black Ribbed Cloth HL971 Headliner: Black ribbed cloth with foam back.

2008-10	Chrysler Sebring Fits to OEM Heated Glass Window. Must use a sealant such as 3M Ribbon Sealer Window-Weld #08610 to reinstall glass or water will leak around window. Made with original style extrusions and molded plastic retainers. White trace line aligns to bottom of Tack rail. Headliner not supplied.	Top, No Window	5413	6.0	N/A	9
---------	---	----------------	------	-----	-----	---

DISCLAIMER: TSB 23-052-07 has been issued to describe problems with the top frame system that can cause cuts and holes in 2008-10 Sebring Tops when tops are raised or lowered. Robbins cannot be held responsible for damage to our 5413 Tops caused by the problems described above.

Original Vinyl Topping: Black Hartz Sailcloth Vinyl with Gray Polyester/Cotton backing; Black, Taupe, Pebble Beige (discontinued) Hartz Twillfast RPC Cloth with Black Dobby backing.

(Dim. Wt.)*.....Weight shown is actual weight. Air freight charges are based on higher Dimensional Weights

Years	Make/Model/Description	Product Type	Core Part #	Install Hrs.	Bow Ht.	Weight (lbs.)
Chrysler PT Cruiser						
2004-08	Chrysler PT Cruiser Made with original style acoustic sound dampening pad and Rainguards. Top attaches to OEM headliner using original style metal brackets mounted around glass rear window. Headliner not supplied.	Top with Heated Glass Window	5420C	10.0		25 (Dim. Wt.)*
2004-08	Chrysler PT Cruiser OEM Style Nylon webbing with elastic	Tension Straps Front and Rear	TS5420	2.0		3
<p><i>CAUTION: The design of the top, rane and frame straps can cause abrasion damage to occur over time in the rear quarters of PT Cruiser Tops. Top frame Straps should be replaced every three or four years or at the first sign of abrasion. Robbins cannot be held responsible for abrasion damage to our 5420C tops.</i></p> <p><i>Original Topping: Black, Pebble Beige, Maroon (2005 Only, Discontinued); Taupe (2004 Only) Haartz Twillfast Cloth (TWR) with Black backing.</i></p>						

CLENET

Years	Make/Model/Description	Product Type	Core Part #	Install Hrs.	Bow Ht.	Weight (lbs.)
1977-Mid 79	Clenet Roadster Series 1 Made with original style Hand-Rolled Binding. Top attaches to body with four Tenax fasteners on each side. Headliner not supplied. Top fits Series 1 only. Series 2 and 3 tops not available.	Top with 1 Sewn Plastic Window	2525R	5.0		8
<p><i>Original Topping for 2525R: Black and Colors CG Crush Grain Vinyl.</i></p>						

COBRA (AC)

Years	Make/Model/Description	Product Type	Core Part #	Install Hrs.	Bow Ht.	Weight (lbs.)
1964-68	AC Bristol Cobra Fasteners included in box.	Top with 1 Plastic Window	2512	6.0		8
1964-66½	AC Bristol Cobra Original Short style. Covers dash to rear edge of cockpit. Fasteners included in box.	Tonneau Cover	1511	3.0		7
1964-68	AC Bristol Cobra Long style. Covers dash to LTD fasteners on body deck, same as top. Fasteners included in box.	Tonneau Cover	1512	3.0		7
<p><i>CAUTION: These parts are designed to fit original Cobra models ONLY, and are not designed to fit replica vehicles. If ordering for replica cars, please check with its manufacturer BEFORE ordering to confirm that a Robbins Cobra top will fit. All Cobra parts are Special Order Non-Returnable.</i></p> <p><i>Original Topping for 2512: Black Everflex British Vinyl.</i></p>						

(Dim. Wt.)*.....Weight shown is actual weight. Air freight charges are based on higher Dimensional Weights

Years	Make/Model/Description	Product Type	Core Part #	Install Hrs.	Bow Ht.	Weight (lbs.)
<p><i>NOTE: The year in which Datsun Roadsters were originally sold determined their year. (e.g. Datsun convertibles build in 1968, 1969 and 1970 models produced in 1969, may all be registered as a 1969, if they were sold in 1969). To ensure you order the correct product, first carefully review all information for the product(s) offered for the model year you are looking for, as well as prior and following years. Please call or email if you aren't sure which product to order.</i></p>						
To 65	Datsun Fairlady 1200, 1500 Three top bar locks in rear deck, No cables. Fasteners included in box.	Top with 3 Plastic Windows	2120	6.0		7
1964-65	Datsun Fairlady 1200, 1500 (Fits to mid-1965). Fasteners included in box.	Tonneau Cover	1120	3.0		7
1965½-67	Datsun 1600, 2000 Top, with 3 Plastic Windows, Low Windshield. Two rear deck top locks, two front top latches. Uses cables. Fasteners included in box.	Top with 3 Plastic Windows	2121	6.0		7
1965½-67	Datsun 1600, 2000 Tonneau Cover. Fasteners included in box.	Tonneau Cover	1121	3.0		7
1967-67½	Datsun 1600, 2000 High Windshield. Sewn-in top frame pads, does not use side cables. Fasteners included in box.	Top with 3 Plastic Windows	2121A	6.0		7
1967-67½	Datsun 1600, 2000 Fasteners included in box.	Tonneau Cover with Headrest Pockets	1121H	3.0		7
<i>Original Topping for 2120, 2121, 2121A: Black Cotton Cloth.</i>						
1968-69	Datsun 1600, 2000 Two front top latches. Fasteners included in box.	Top with 3 Plastic Windows	2122	6.0		7
1968-69	Datsun 1600, 2000 Fasteners included in box.	Tonneau Cover with Headrest Pockets	1122H	3.0		7
1968-69	Datsun 1600, 2000 Fasteners included in box.	Top Boot	B1122	1.0		7
1968½-71	Datsun 1600, 2000 Three Front Top Latches. Top made with sewn-in top frame pads. Fasteners included in box.	Top with 3 Plastic Windows	2123	6.0		8
1970-71	Datsun 1600, 2000 Fasteners included in box.	Tonneau Cover with Headrest Pockets	1123H	3.0		7
<i>Original Topping for 2122 and 2123: Black Standard (KV) Grain vinyl.</i>						

(Dim. Wt.)*.....Weight shown is actual weight. Air freight charges are based on higher Dimensional Weights

© Copyright 2011

Robbins Auto Top LLC • 321 Todd Court, Oxnard, CA 93030
USA. Tel 1-877-404-3200 • Fax: 1-805-604-3201 • www.robbsautotop.com

Years	Make/Model/Description	Product Type	Core Part #	Install Hrs.	Bow Ht.	Weight (lbs.)
1963-64	Dodge Dart, GTS Pre-drilled guide holes align to bottom of tack rail.	Front Top Section	5101	7.0	24 1/2	9
1963-64	Dodge Dart, GTS For 5101 Top. Zipper, No bottom color trim.	Plastic Window Section	PC5101	2.0		5
1965-66	Dodge Dart, GTS	Front Top Section	5102	7.0	24 1/2	9
1965-66	Dodge Dart, GTS For 5102 Top. Zipper, No bottom color trim.	Plastic Window Section	PC5102	2.0		5
1967	Dodge Dart	Top Front Section	5103	7.0	24 1/2	9
1968-70	Dodge Dart	Front Top Section	5104	6.0		9
1967-70	Dodge Dart For 5103 and 5104 Tops. Zipper, with bottom color trim. <i>Original Topping for 5101, 5102, 5103: Black, White (and other discontinued colors.) Standard (KV) Grain Double Coated Vinyl; 5104: Black, White (and other discontinued colors), Chrysler Crush Grain Double Texture Vinyl.</i>	Plastic Window Section	PC5103	2.0		5
1965-66	Dodge Polara	Front Top Section	5506	7.0	27 1/2	10
1965-66	Dodge Polara For 5506 Top. Zipper, No bottom color trim. <i>Original Topping for: 5506: Black, White, and colors, Standard (KV) Grain Double Texture Vinyl.</i>	Plastic Window Section	PC5506	2.0		5
1967-68	Dodge Polara	Front Top Section	5508	7.0	29 1/2	10
1967-68	Dodge Polara Zipper, No bottom color trim.	Plastic Window Section	PC5508	2.0		5
1967-68	Dodge Polara For 5508 Top, Zipper.	Non-Heated Glass Window Section	TN151	2.0		16 (Dim. Wt.)*
1969-70	Dodge Polara	Front Top Section	5510	7.0	33 1/4	10
1969-70	Dodge Polara For 5510 Top. Zipper, bottom color trim.	Plastic Window Section	PC5510	2.0		6
1969-70	Dodge Polara For 5510 Top, Zipper. <i>Original Topping for: 5508, 5510: 1967-Black, White, and colors, Standard (KV) Grain Double Texture Vinyl. 1968-71 Black, White (and other discontinued colors), Chrysler Crush Grain Double Texture Vinyl.</i>	Non-Heated Glass Window Section	TN153	2.0		16 (Dim. Wt.)*
1966	Dodge Coronet	Front Top Section	5507	7.0	27	10
1966	Dodge Coronet For 5507 Top. Zipper, No bottom color trim.	Plastic Window Section	PC5507	2.0		5
1967-70	Dodge Coronet	Front Top Section	5509	7.0	23 1/4	10
1967-70	Dodge Coronet For 5509 Top. Zipper, with bottom color trim.	Plastic Window Section	PC5509	2.0		5

(Dim. Wt.)*.....Weight shown is actual weight. Air freight charges are based on higher Dimensional Weights

Years	Make/Model/Description	Product Type	Core Part #	Install Hrs.	Bow Ht.	Weight (lbs.)
1967-70	Dodge Coronet For 5509 Top, Zipper.	Non-Heated Glass Window Section	TN152	2.0		14 (Dim. Wt.)*
1970-71	Dodge Challenger	Front Top Section	5302	6.0	22 1/2	9
1970-71	Dodge Challenger For 5302 Top, Zipper, bottom color trim.	Plastic Window Section	PC5302	2.0		5
1970-71	Dodge Challenger For 5302 Top, Zipper.	Non-Heated Glass Window Section	TN132	2.0		14 (Dim. Wt.)*

Original Topping for: 5302, 5507, 5509: 1966-Black, White, and colors, Standard (KV) Grain Double Texture Vinyl. 1968-71 Black, White (and other discontinued colors), Chrysler Crush Grain Double Texture Vinyl.

400 & 600

1982-83	Dodge 400 Elastic at bottom of quarters to prevent cuts or holes in top.	Front Top Section	5401	6.0	24 1/2	10
1982-83	Dodge 400 For 5401 Top, Zipper, bottom color trim.	Plastic Window Section	PC5401	2.0		4
1982-83	Dodge 400 For 5401 Top. With zipper and Robbins Flex Hinge®, (U.S. Patent 4,799,727). Glass must be unzipped and lowered before lowering top.	Non-Original Folding Glass Window Section	TN100	2.5		12 (Dim. Wt.)*
1982-83	Dodge 400 For 5401 Top, factory original style, black (pair).	Top Pads	PD801	1.0		3
1982-83	Dodge 400 For 5401 Top. (pair).	Side Tension Cables	CBL5401	0.5		1
1984-86	Dodge 600, 600ES Pre-drilled guide holes align to bottom of tack rail..	Front Top Section	5402	6.0	22 3/4	10
1984-86	Dodge 600, 600ES For 5402 Top.	Non-Heated Glass Window Section	TN102	2.0		13 (Dim. Wt.)*
1984-86	Dodge 600, 600ES For 5402 Top, Zipper, bottom color trim.	Non-Original Plastic Window Section	PC5402	2.0		4
1984-86	Dodge 600, 600ES Black, (Rear quarter webbing pads not included), (pair).	Top Pads	PD802	1.0		3
1984-86	Dodge 600, 600ES Black, set.	Non-Original Top and Quarter Pads	PD802Q	1.0		3
1984-86	Dodge 600, 600ES Side Tension Cables for 5402 Top.	Side Tension Cables	CBL5402	0.5		1

Original Topping for 5401, 5402: Black (and other discontinued colors) Double Texture Vinyl.


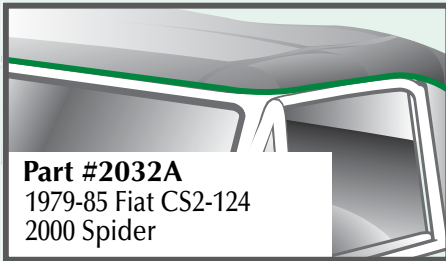
(Dim. Wt.)*.....Weight shown is actual weight. Air freight charges are based on higher Dimensional Weights

Years	Make/Model/Description	Product Type	Core Part #	Install Hrs.	Bow Ht.	Weight (lbs.)
Shadow						
1991-93	Dodge Shadow Front Top and Plastic Window Sections, Wide Deck. Measures 41 inches seam to seam across 2nd Bow. Made as original with plastic extrusion at rear bow.	Combo Top	5000PC	8.0	19	14
1991-93	Dodge Shadow Front Top and Plastic Window Sections, Narrow Deck. Measures 40 inches seam to seam across 2nd Bow. Made as original with plastic extrusion at rear bow.	Combo Top	5000APC	8.0	19	14
1991-93	Dodge Shadow Wide Deck. Measures 41 inches seam to seam across 2nd Bow. Made as original with plastic extrusion at rear bow.	Front Top Section	5000	6.0	19	10
1991-93	Dodge Shadow Narrow Deck. Measures 40 inches seam to seam at 2nd Bow. Made as original with plastic extrusion at rear bow.	Front Top Section	5000A	6.0	19	10
1991-93	Dodge Shadow For 5000PC, 5000APC Combo and 5000, 5000A Tops. Zipper, bottom color trim. Steel stiffener from old window must be reused in PC5000	Plastic Window	PC5000	2.0		5
1991-93	Dodge Shadow For 5000 and 5000A (pair).	Side Tension Cables	CBL5000	0.5		1
<i>Original Topping for 1991-1992 5000: Black, Bright White (and other discontinued colors) Sailcloth Double Texture Vinyl with Black cotton backing. 1993 5000: Black blue, Light Buckskin, Medium Quartz, Bright White (and other discontinued colors) Single Texture Sailcloth Vinyl with Gray polyester/cotton backing.</i>						

FERRARI

Years	Make/Model/Description	Product Type	Core Part #	Install Hrs.	Bow Ht.	Weight (lbs.)
1967	Ferrari 330 GTS Mounts outside body at rear, and is covered with chrome molding. Fasteners included in box. Made with hand-rolled vinyl binding as original	Top with 1 Plastic Window	2799RV	8.0		8
1966-67	Ferrari 275, 330 Mounts inside body at rear with rod through sleeve sewn in top. Fasteners included in box. Made with hand-rolled vinyl binding as original	Top with 1 Plastic Window	2800RV	8.0		8
1971-On	Ferrari 365 GTB/4 (Daytona) Hand-Rolled Colonial Vinyl Binding as original. 2 English Tenax fasteners included in box. Made with hand-rolled vinyl binding as original	Top with 1 Plastic Window	2801RV	8.0		8
1984-94	Ferrari Mondial Cabriolet Hand-Rolled Binding as original.	Top with 1 Plastic Window	2802R	8.0		8
<i>Original Topping for 2799, 2800 and 2801: Black Cotton/Rayon Cloth. 2802: Black Cotton/Rayon Cloth, Black Cotton/Rayon Cloth, Black/Black Sonnenland German Cloth.</i>						

(Dim. Wt.)*.....Weight shown is actual weight. Air freight charges are based on higher Dimensional Weights

Years	Make/Model/Description	Product Type	Core Part #	Install Hrs.	Bow Ht.	Weight (lbs.)
1959	Fiat 1100 Fasteners included in box.	Top with 1 Plastic Window	2029	5.0		9
1960-63	Fiat 1200 Fasteners included in box.	Top with 1 Plastic Window	2030	5.0		7
1964-66	Fiat 1500 Fasteners included in box.	Top with 1 Plastic Window	2030A	5.0		7
<i>Original Topping for 2029, 2030 and 2030A: Black Cotton/Rayon Cloth.</i>						
1967-73	Fiat 850	Top with 1 Plastic Window	2031	5.0		7
<i>Original Topping for 2031: Black Standard (KV) Grain Vinyl.</i>						
Fiat 124 Sports Roadster--Front Bow End Contour						
 <p>Part #2032 1969-79 Fiat CS1-124 1400, 1600, 1800 Spider</p>		 <p>Part #2032A 1979-85 Fiat CS2-124 2000 Spider</p>				
1966-79	Fiat 124-CS1, 1600, 1800, 2000 Sports Roadster Plastic reinforcement in rear sleeve. Fits some early 79 models, See Diagram.	Top with 1 Plastic Window	2032	5.0		8
1979-85	Fiat 124-CS2, 2000 Sports Roadster, Pininfarina Plastic reinforcement in rear sleeve.*Some 1979 models require 2032, See Diagram.	Top with 1 Plastic Window	2032A	5.0		8
<i>NOTE: Always check Fiat 124-CS1 and CS2 header bow before ordering 2032 or 2032A tops.</i>						
1966-69	Fiat 124-CS1, 1600,1800, 2000 Sports Roadster Side zippers.	Tonneau Cover	1032	3.0		6
1970-79	Fiat 124-CS1 1600,1800, 2000 Sports Roadster With Side Zippers. Fasteners included in box.	Tonneau Cover with Headrest Pockets	1032H	3.0		6
1979-85	Fiat 124-CS2 Sports Roadster 2000, Pininfarina Side zippers. Fasteners included in box.	Tonneau Cover	1032A	3.0		6
	Fiat 124-CS2 Sports Roadster 2000, Pininfarina Fiat & Alfa Universal, (pair).	Side Tension Cables	CBLRS	0.5		1
<i>Original Topping for 2032: Black Cotton Rayon Cloth. Original Topping for 2032A: Black/Black, Dark Tan/Black KV Standard (KV) Grain Vinyl.</i>						
1968-75	Fiat Siata, Siata Spring	Top with 1 Plastic Window	2070	5.0		7
	Fiat Siata, Siata Spring Fiat & Alfa Universal, (pair)	Side Tension Cables	CBLRS	0.5		1
<i>Original Topping for 2070: Black Cotton/Rayon Cloth</i>						

(Dim. Wt.)*.....Weight shown is actual weight. Air freight charges are based on higher Dimensional Weights

© Copyright 2011

Robbins Auto Top LLC • 321 Todd Court, Oxnard, CA 93030
USA. Tel 1-877-404-3200 • Fax: 1-805-604-3201 • www.robbsautotop.com

Years	Make/Model/Description	Product Type	Core Part #	Install Hrs.	Bow Ht.	Weight (lbs.)
1995-05	Fiat Barchetta Made with original style embossed stitch and piping around window. Original style elastic at front quarters, rubber bulb extrusion pieces at bottom of rear quarters. (No Zipper.) <i>Original Topping for 2071: Black/Black Vinyl</i>	Top with 1 Plastic Window	2071	6.0		8

FORD (OF EUROPE) ESCORT

Years	Make/Model/Description	Product Type	Core Part #	Install Hrs.	Bow Ht.	Weight (lbs.)
1983-*91	Ford Escort Fits to factory glass rear window. Cable at rear. Fits models manufactured from 1983 through August 1991.	Top, No window	2550	6.0		9
1983-*91	Ford Escort For 2550 Top. Made with heatsealed seams as original. Fits models manufactured from 1983 through August 1991.	Headliner	HL2550	2.0		7
*1991-97	Ford Escort Fits to factory glass rear window. Made with Original style extrusions and heatsealed quarters. No cable at rear. Fits models manufactured beginning September 1991.	Top, No Window	2551	6.0		9
*1991-97	Ford Escort For 2551 Top. Factory extrusions must be sewn onto headliner. Fits models manufactured beginning September 1991. <i>Original Topping for 2550 and 2551: Black, Blue, Red and White Escort Grain German Vinyl. Original Topping for 950L and 951L Headliner: Black and White (Crater Grain) Vinyl.</i>	Headliner	HL2251	2.0		7

FORD

Years	Make/Model/Description	Product Type	Core Part #	Install Hrs.	Bow Ht.	Weight (lbs.)
1961-62	Ford Galaxie	Front Top Section	6503	7.0	26 3/4	11
1961-62	Ford Galaxie For 6503 Top. Zipper, No bottom color trim.	Plastic Window Section	PC6503	2.0		5
1963	Ford Galaxie	Front Top Section	6504	7.0	23 1/2	10
1963	Ford Galaxie For 6504 Top. Zipper, No bottom color trim.	Plastic Window Section	PC6504	2.0		5
1963-65	Ford Falcon, Sprint	Front Top Section	6101	6.0	23 1/2	9
1963-65	Ford Falcon, Sprint For 6101 Top. Zipper, No bottom color trim.	Plastic Window Section	PC6101	2.0		5
1964	Ford Galaxie, XL	Front Top Section	6505	7.0	23	10
1964	Ford Galaxie, XL For 6505 Top. Zipper, No bottom color trim.	Plastic Window Section	PC6505	2.0		5
1964	Ford Galaxie, XL For 6505 Top, with Zipper.	Non-Heated Glass Window Section	TN337	2.0		17 (Dim. Wt.)*
1965-66	Ford Galaxie, XL White trace line aligns to bottom of tack rail.	Front Top Section	6506	6.0	27	11

(Dim. Wt.)*.....Weight shown is actual weight. Air freight charges are based on higher Dimensional Weights

Years	Make/Model/Description	Product Type	Core Part #	Install Hrs.	Bow Ht.	Weight (lbs.)
1965-68	Ford Galaxie, XL For 6506 Top. Zipper, No bottom color trim.	Plastic Window Section	PC6506	2.0		5
1965-66	Ford Galaxie, XL For 6506 Top, with Zipper.	Non-Heated Glass Window Section	TN338	2.0		19 (Dim. Wt.)*
1965-66	Ford Galaxie, XL For 6506 Top.	Side Tension Cables	CBL6506	0.5		1
1967-68	Ford Galaxie, LTD, XL	Front Top Section	6507	6.0	28	10
1965-68	Ford Galaxie, LTD, XL For 6506 and 6507 Tops. Zipper, No bottom color trim.	Plastic Window Section	PC6506	2.0		5
1967-68	Ford Galaxie, LTD, XL For 6507 Top, with Zipper	Non-Heated Glass Window Section	TN339	2.0		17 (Dim. Wt.)*
1966-67	Ford Fairlane White trace line aligns to bottom of Tack rail	Front Top Section	6301	6.0	27	9
1966-67	Ford Fairlane For 6301 Top. Zipper, No bottom color trim	Plastic Window Section	PC6301	2.0		4
1966-67	Ford Fairlane For 6301 Top, with Zipper	Non-Heated Glass Window Section	TN319	2.0		18 (Dim. Wt.)*
1968-71	Ford Fairlane, Torino White trace line aligns to bottom of Tack rail	Front Top Section	6302	6.0	27	9
1968-71	Ford Fairlane, Torino For 6302 Top. Zipper, No bottom color trim	Plastic Window Section	PC6302	2.0		4
1968-71	Ford Fairlane, Torino For 6302 Top, with Zipper	Non-Heated Glass Window Section	TN319	2.0		17 (Dim. Wt.)*
1968-71	Ford Fairlane, Torino For 6302 Top	Side Tension Cables	CBL6302	0.5		1
1969-72	Ford Galaxie, LTD, XL	Front Top Section	6508	6.0	30	10
1969-72	Ford Galaxie, LTD, XL For 6508 Top. Zipper. No bottom color trim	Plastic Window Section	PC6508	2.0		5
1969-72	Ford Galaxie, LTD, XL For 6508 Top, with Zipper	Non-Heated Glass Window Section	TN6508	2.0		19 (Dim. Wt.)*
1969-72	Ford Galaxie, LTD, XL For 6507 Top.	Side Tension Cables	CBL6508	0.5		1

Original Topping for 6101, 6503, 6504, 6505, 6506, 6301, 6302, 6507, 6508: Black, Ford White, Ford Blue (and other discontinued colors) Standard (KV) Grain Double Vinyl Texture

Thunderbird

1955-56	Ford Thunderbird	Front Top Section	2510	6.0	18 1/2	6
---------	-------------------------	-------------------	------	-----	--------	---

(Dim. Wt.)*.....Weight shown is actual weight. Air freight charges are based on higher Dimensional Weights

Years	Make/Model/Description	Product Type	Core Part #	Install Hrs.	Bow Ht.	Weight (lbs.)
1955-56	Ford Thunderbird For 2510 Top. Non-Original Horseshoe Zipper, bottom color trim.	Plastic Window Section	PC2510	2.0		4
1955-56	Ford Thunderbird	Tonneau Cover	1510	3.5		7
1957	Ford Thunderbird	Front Top Section	2511	6.0	19 1/2	6
1957	Ford Thunderbird For 2511 Top. Zipper, bottom color trim.	Plastic Window Section	PC2511	2.0		4
1957	Ford Thunderbird Non-Original narrow width permits windows to raise with tonneau installed.	Tonneau Cover	1510A	3.5		7
<i>Original Topping for 2510, 2511: Black Haartz Stayfast Cloth with Black backing.</i>						
1958-60	Ford Thunderbird	Front Top Section	6401	7.0	18 1/2	10
1958-60	Ford Thunderbird For 6401 Top. Zipper, bottom color trim and binding as original.	Plastic Window Section	PC6401	2.0		4
1961-63	Ford Thunderbird Bow Height measured from bottom of Tack Rail.	Front Top Section	6402	6.0	23 1/2	10
1961-63	Ford Thunderbird For 6402 Top. Zipper, bottom color trim and binding as original.	Plastic Window Section	PC6402	2.0		5
1964-67	Ford Thunderbird	Front Top Section	6403	7.0	22 1/2	10
1964-67	Ford Thunderbird For 6403 Top. Zipper, bottom color trim and binding as original.	Plastic Window Section	PC6403	2.0		5
1964-67	Ford Thunderbird For 6403 Top.	Side Tension Cables	CBL6403	0.5		1
<i>Original Topping for 6401, 6402, 6403: Black, Ford White, Ford Blue (and other discontinued colors) Standard (KV) Grain Double Texture Vinyl.</i>						
2001-05	Ford Thunderbird Front Top and Heated Glass Window Sections. Made with original style rubber extrusions over door glass, Rainguards and matching cloth binding. White Trace Line aligns with bottom of Tack rail. Headliner not supplied.	Combo Top	2514CHD	9.0		25 (Dim. Wt.)*
2001-05	Ford Thunderbird Made with original style rubber extrusions over door glass, Rainguards and matching cloth binding. White Trace Line aligns with bottom of Tack rail. Headliner not supplied.	Front Top Section	2514C	7.0		8
2001-05	Ford Thunderbird For 2514CHD Combo and 2514 Tops.	Heated Glass Window	HD514	2.0		18 (Dim. Wt.)*
<i>Original Topping for 2514C: Black Landmark (plain weave) Cloth with gray polyester/cotton blend backing. Light Ash, Merlot, Medium Steel Blue, Medium Lt. Stone Twillfast JX Cloth with gray polyester/cotton blend backing.</i>						

(Dim. Wt.)*.....Weight shown is actual weight. Air freight charges are based on higher Dimensional Weights

Years	Make/Model/Description	Product Type	Core Part #	Install Hrs.	Bow Ht.	Weight (lbs.)
Mustang						
1964½ -66	Ford Mustang Front Top and Plastic Window Sections. White trace line aligns to bottom of Tack rail.	Combo Top	6202PC	8.0	21	12
1964½ -66	Ford Mustang Use with PC6202 Plastic Window ONLY. White trace line aligns to bottom of Tack rail	Front Top Section	6202	6.0	21	9
1964½ -66	Ford Mustang For 6202 Top. Zipper, No bottom color trim.	Plastic Window Section	PC6202	2.0		4
1964½ -65	Ford Mustang For 1964 1/2 - 65 Mustang. Threaded end with nuts, no spring, (pair).	Side Tension Cables	CBL6200	0.5		1
1964½ -66	Ford Mustang Front Top and Non-Original Non-Heated Folding Glass Window Sections. Warning: Must unzip before lowering glass, and WB6203 Deep Well Liner is required in order to use GL304 on models originally equipped with plastic window. White trace line aligns to bottom of Tack rail.	Combo Top	6203GL	8.0	21	21 (Dim. Wt.)*
1964½ -66	Ford Mustang Use with GL304 Folding Glass Window Section ONLY. White trace line aligns to bottom of Tack rail.	Front Top Section	6203	6.0	21	9
1964½ -70	Ford Mustang With Zipper for 6203 GL Combo and 6203 Tops. Made with Robbins Flex-Hinge®, U.S. Patent 4,799,727. (Folding Glass Window was an original option for Mustang beginning in 1967.) <i>Warning: Must unzip before lowering glass and WB6203 Deep Well Liner is required in order to use GL304 on models originally equipped with plastic window.</i>	Non-Original Non Heated Folding Glass Window	GL304	2.5		13 (Dim. Wt.)*
1964½ -66	Ford Mustang For 1964½ -66 Mustang using GL304 Folding Glass.	Deep Well Liner	WB6203	1.0		4
1964½ -65	Ford Mustang For 1964 1/2 - 65 Mustang. Threaded end with nuts, no spring, (pair).	Side Tension Cables	CBL6200	0.5		1
1967-68	Ford Mustang Front Top and Plastic Window Section. White trace line aligns to bottom of Tack rail.	Combo Top	6204PC	8.0	20 1/2	12
1967-68	Ford Mustang Front Top and Non-Heated Folding, Glass Window Sections. White trace line aligns to bottom of Tack rail.	Combo Top	6204GL	8.0	20 1/2	21 (Dim. Wt.)*
1967-68	Ford Mustang Fits with PC6204 Plastic and GL304 Non-Heated Folding Glass Window Sections. White trace line aligns to bottom of Tack rail.	Front Top Section	6204	6.0	20 1/2	9
1969-70	Ford Mustang For 6204PC Combo and 6204 Top. Zipper, No bottom color trim.	Plastic Window Section	PC6204	2.0		4

(Dim. Wt.)*.....Weight shown is actual weight. Air freight charges are based on higher Dimensional Weights

Years	Make/Model/Description	Product Type	Core Part #	Install Hrs.	Bow Ht.	Weight (lbs.)
1964½ -70	Ford Mustang With Zipper for 6203GL, 6204GL Combo and 6203, 6204 Tops. Made with Robbins Flex-Hinge®, U.S. Patent 4,799,727. (Folding Glass Window was an original option for Mustang beginning in 1967.)	Non-Heated Folding Glass Window Section	GL304	2.5		13 (Dim. Wt.)*
1966-68	Ford Mustang For 1965-68 Mustang. Ball on one end, spring on other end, (pair).	Side Tension Cables	CBL6202	0.5		1
1969-70	Ford Mustang Front Top and Plastic Window Sections. Pre-drilled guide holes align to bottom of tack rail.	Combo Top	6205PC	8.0	19 1/2	12
1969-70	Ford Mustang Front Top and Non-Heated Folding Glass Window Sections. Pre-drilled guide holes align to bottom of tack rail.	Combo Top	6205GL	8.0	19 1/2	21 (Dim. Wt.)*
1969-70	Ford Mustang Fits with PC6204 Plastic and GL304 Folding Glass Window Sections. Pre-drilled guide holes align to bottom of tack rail.	Front Top Section	6205	6.0	19 1/2	9
1969-70	Ford Mustang for 6204 and 6205 Tops. Zipper, No bottom color trim.	Plastic Window Section	PC6204	2.0		4
1964½ -70	Ford Mustang With Zipper for 6203GL, 5204GL and 6205GL Combo and 6203, 6204, 6205 Tops. Made with Robbins Flex-Hinge®, U.S. Patent 4,799,727. (Folding Glass was an original option for Mustang beginning in 1967.)	Non-Heated Folding Glass Window Section	GL304	2.5		13 (Dim. Wt.)*
1969-70	Ford Mustang For 1969-70 Mustang, (pair).	Side Tension Cables	CBL6205	0.5		1
1971-73	Ford Mustang Front Top and Plastic Window Sections. White trace line aligns to bottom of Tack rail	Combo Top	6206PC	8.0	25 1/4	12
1971-73	Ford Mustang Front Top and Non-Heated Glass Window Sections. (One Piece Glass.) White trace line aligns to bottom of Tack rail.	Combo Top	6206TN	8.0	25 1/4	21 (Dim. Wt.)*
1971-73	Ford Mustang White trace line aligns to bottom of Tack rail.	Front Top Section	6206	6.0	25 1/4	9
1971-73	Ford Mustang For 6206 Top. Zipper, No bottom color trim.	Plastic Window Section	PC6206	2.0		4
1971-73	Ford Mustang With zipper for 6206 Top. (One Piece Glass.)	Non-Heated Glass Window Section	TN306	2.0		15 (Dim. Wt.)*
1971-73	Ford Mustang For 6206 Top, (pair).	Side Tension Cables	CBL6206	0.5		1

Original Topping-6202, 6203, 6204, 6205, 6206: Black/Black, Ford Blue/Black, Ford White/Black (and other discontinued colors) Standard (KV) Grain Double Texture Vinyl.

(Dim. Wt.)*.....Weight shown is actual weight. Air freight charges are based on higher Dimensional Weights

Years	Make/Model/Description	Product Type	Core Part #	Install Hrs.	Bow Ht.	Weight (lbs.)
1983-90	Ford Mustang Front Top and Non-Original Plastic Window Sections. Black and white tops have Original style Plastic Insert Wire-On. White trace line aligns to bottom of Tack rail.	Combo Top	6208PC	8.0	25 1/4	12
1983-90	Ford Mustang Front Top and Non-Heated Glass Window Sections. (One Piece Glass.) Black and white tops have Original style Plastic Insert Wire-On. (Glass is identical in size but has slightly less curvature than OEM Ford glass.) White trace line aligns to bottom of Tack rail.	Combo Top	6208TN	8.0	25 1/4	23 (Dim. Wt.)*
1983-90	Ford Mustang Black and white tops have Original style Plastic Insert Wire-On. White trace line aligns to bottom of Tack rail.	Front Top Section	6208	6.0	25 1/4	9
1983-93	Ford Mustang For 6208PC Combo and 6208 Tops. Zipper, Bottom Color Trim. Velcro installed to fit with Headliner in 1993 models.	Non-Original Plastic Window Section	PC6207	2.0		4
1983-92	Ford Mustang For 6208TN, 6208 and Combo Tops. Original style Coil Zipper, No Velcro. Fits tops with no headliner. (Glass is identical in size but has slightly less curvature than OEM Ford glass.)	Non-Heated Glass Window Section	TN307	2.0		15 (Dim. Wt.)*
1983-90	Ford Mustang Original Style, for 6208 Top. Black, (pair). <i>Note: Will NOT fit 1991-93 Mustang with Headliner.</i>	Top and Quarter Pads	PD827	2.0		5
1983-88	Ford Mustang For 1983-1988 6208 and most 1991-93 6209 Tops. Length: 34 1/2", (pair).	Side Tension Cables	CBL6208	0.5		1
1989-90	Ford Mustang For 1989-90 6208 Tops. Length: 35 1/2", (pair).	Side Tension Cables	CBL6208L	0.5		1
<i>CAUTION: Service Bulletin 90-6-2 has been issued by the manufacturer advising of problems in 1989 Mustang top frames which can cut or tear convertible tops; and the repair procedures which are required. Robbins cannot be held responsible for damage which occurs caused by the problems described above.</i>						
1991-93	Ford Mustang Front Top and Plastic Window Sections. Listing at rear bow, No Wire-On, as original. White trace line aligns to bottom of Tack rail. Headliner introduced in 1993, Headliner not supplied.	Combo Top	6209PC	8.0	26	12
1991-92	Ford Mustang Front Top and TN307 Non-Heated Glass Window Sections with Coil Zipper, Listing at rear bow, No Wire-On, as original. (Glass is identical in size but has slightly less curvature than OEM Ford glass.) White trace line aligns to bottom of Tack rail. Headliner introduced in 1993, Headliner not supplied.	Combo Top	6209TN	8.0	26	23 (Dim. Wt.)*
1993	Ford Mustang Front Top and TN310 Non Heated Glass Windo Sections With Molded tooth Zipper. Listing at rear bow, No Wire-On, as original. (Glass is identical in size but has slightly less curvature than OEM Ford glass.) White trace line aligns to bottom of Tack rail. Headliner introduced in 1993, Headliner not supplied.	Combo Top	6209T0	8.0	26	23 (Dim. Wt.)*

(Dim. Wt.)*.....Weight shown is actual weight. Air freight charges are based on higher Dimensional Weights

Years	Make/Model/Description	Product Type	Core Part #	Install Hrs.	Bow Ht.	Weight (lbs.)
1991-93	Ford Mustang Listing at rear bow, No Wire-On, as original. White trace line aligns to bottom of Tack rail. Headliner introduced in 1993, Headliner not supplied.	Front Top Section	6209	6.0	26	9
1983-93	Ford Mustang For 6208PC, 6209PC Compbo and 6208 and 6209 Tops. Zipper, Bottom Color Trim. Velcro installed to fit with Headliner in 1993 models.	Non-Original Plastic Window Section	PC6207	2.0		4
1983-92	Ford Mustang For 6208TN, 6209TN and 6208 and 6209 Tops. Original style Coil Zipper, No Velcro. Fits tops with No headliner. (Glass is identical in size but has slightly less curvature than OEM Ford glass.)	Non-Heated Glass Window Section	TN307	2.0		15 (Dim. Wt.)*
1993	Ford Mustang For 1993 Mustang 6209T0 Combo and 6209 Tops with Headliner. Velcro to attach to headliner, original style Molded tooth zipper. Listing at rear bow, No Wire-On, as original. (Glass is identical in size but has slightly	Non-Heated Glass Window Section	TN310	2.0		15 (Dim. Wt.)*
1991-93	Ford Mustang For 1983-1988 6208 and many 1991-93 6209 Tops. Length: 34 1/2", (pair).	Side Tension Cables	CBL6208	0.5		1
1991-93	Ford Mustang For some 1991-93 6209 Tops. Length: 38 3/8", (pair).	Side Tension Cables	CBL6209	0.5		1
<i>Original topping for 6208 and 6209 Tops: Black/Black, Oxford White/Black Cadet Blue/Black (and other discontinued colors) Hartz Standard (KV) Grain Double Texture Vinyl.</i>						
1994-04	Ford Mustang, GT, Cobra Front Top and Non-Heated Glass Window Sections. 2 Listings, Rubber Extrusions sewn above door glass. White trace line aligns to bottom of Tack rail.	Combo Top	6213TN	8.0	24 1/2	22 (Dim. Wt.)*
1994-2004	Ford Mustang, GT, Cobra Front Top and Heated Glass Window Sections. 2 Listings, Rubber Extrusions sewn above door glass. White trace line aligns to bottom of Tack rail.	Combo Top	6213HD	8.0	24 1/2	22 (Dim. Wt.)*
1994-04	Ford Mustang, GT, Cobra 2 Listings, Rubber Extrusions sewn above door glass. White trace line aligns to bottom of Tack rail.	Front Top Section	6213	6.0	24 1/2	8
1994-04	Ford Mustang, GT, Cobra For 6213TN Combo and 6213 Tops. Made with elastic a straps nd no zipper. Pre-drilled guide holes align to bottom of tack rail.	Non-Heated Glass Window Section	TN311	2.0		15 (Dim. Wt.)*
1994-04	Ford Mustang, GT, Cobra For 6213HD Combo and 6213 Tops. Made with elastic straps and no zipper. Pre-drilled guide holes align to bottom of tack rail.	Heated Glass Window Section	HD311	2.0		15 (Dim. Wt.)*
1994-04	Ford Mustang, GT, Cobra For 6213 Top. Bottom Color trim, No zipper.	Non-Original Plastic Window Section	PC6211	2.0		5
1994-98	Ford Mustang, GT, Cobra For 6213 Top. Made with original style Plastic Extrusions.	Headliner	HL921	3.0		4

(Dim. Wt.)*.....Weight shown is actual weight. Air freight charges are based on higher Dimensional Weights

Years	Make/Model/Description	Product Type	Core Part #	Install Hrs.	Bow Ht.	Weight (lbs.)
1999-04	Ford Mustang, GT, Cobra For 6213 Top. Made with original style Plastic Extrusions.	Headliner	HL922	3.0		4
1994-2/95	Ford Mustang, GT, Cobra For 1994-2/95 Mustang. Plate on one end Spring on other end, OAL: 35 1/8".	Side Tension Cables	CBL6211	0.5		1
3/1995-98	Ford Mustang, GT, Cobra For 3/1995-98 Mustang. Plate on one end Spring on other end, OAL: 35".	Side Tension Cables	CBL6212	0.5		1
1999-04	Ford Mustang, GT, Cobra For 1999-04 Mustang. Plate on one end Spring on other end, OAL: 36 1/2".	Side Tension Cables	CBL6213	0.5		1
1994-04	Ford Mustang, GT, Cobra 1994-04 Mustang, (pair).	Quarter Flap Cables	CB621R	0.5		1

Mustang XT Series Top with Plastic Window

1994-04	Ford Mustang, GT, Cobra Non-Original One piece design (No separate front top and rear window sections). Die cut plastic retainer pieces at bottom of quarters and below window with pre-punched bolt holes to speed installation. <i>Original Topping for 6213: 1994 Black/Black, Saddle/Black, Bright White/Black Standard (KV) Grain Double Texture Vinyl. 1995-1996 Black/Black, Saddle/Black, Bright White/Black Sailcloth Grain Double Texture Vinyl. 1997-2004: Black/Gray, Saddle/Gray, Bright White/Gray Sailcloth Single Texture Vinyl. 2002-2004: Parchment/Gray replaced Saddle/Gray Sailcloth Vinyl. 2002-2004 Cobra: Black and Med. Parchment Haartz Twillfast Cloth with Black Dobby backing. 921L Headliner: Black Velour Cloth; 922L Headliner: Black Velour Cloth with foam back.</i>	Top with 1 Non-Original Plastic Window	6250B	8.0		10
2005-08	Ford Mustang V6, GT, GT350, and Cobra One-Piece Top made with original style plastic extrusions to secure the top to the bows, left & right front quarter brackets to attach to frame, and original style rubber extrusions sewn to top over door glass.	Top with Heated Glass Window	6220	8.0	22 1/4	21 (Dim. Wt.)*
2009-On	Ford Mustang V6, GT, GT350, and Cobra Same top as 6220 above with Rainguards. 6221 will retrofit 2005-08 Mustangs.	Top with Heated Glass Window	6221	8.0	22 1/4	21 (Dim. Wt.)*
2005-On	Ford Mustang, Cobra For 6220 and 6221 Tops. Made with original style Plastic Extrusions.	Headliner	HL622	3.0		4
2005-On	Ford Mustang, Cobra For 6220 and 6221 Tops, (pair). <i>Original Topping for 6220: Black and Ford Camel Sailcloth Vinyl with Gray Polyester/cotton backing; Black Haartz Twillfast RPC Cloth. 6221: Black and Medium Stone Sailcloth Vinyl with Gray Polyester/cotton backing; Black Haartz Twillfast RPC Cloth. HL 6220 Headliner: Ink (Charcoal) Velour Cloth.</i>	Side Tension Cables	CBL622	0.5		1

(Dim. Wt.)*.....Weight shown is actual weight. Air freight charges are based on higher Dimensional Weights

Years	Make/Model/Description	Product Type	Core Part #	Install Hrs.	Bow Ht.	Weight (lbs.)
-------	------------------------	--------------	-------------	--------------	---------	---------------



GEO

Years	Make/Model/Description	Product Type	Core Part #	Install Hrs.	Bow Ht.	Weight (lbs.)
-------	------------------------	--------------	-------------	--------------	---------	---------------

Geo Metro Chevy Sprint

1990-93	Geo Metro (USA) Chevy Sprint (Canada) Made with 3 original style plastic extrusions.	Top with 1 Plastic Window	7330	6.0		10
---------	---	------------------------------	------	-----	--	----

1990-93	Geo Metro (USA) Chevy Sprint (Canada) For 7330 Top, (pair).	Side Tension Cables	CBL7330	0.5		1
---------	--	---------------------	---------	-----	--	---

Original topping for 7330: Black/Black, Black/ Gray Japanese Single Texture Vinyl (Similar to KV Grain Vinyl)

Chevy Tracker

1989-94	Geo Tracker One Non-Original plastic extrusion snaps to front bow. All seams topstitched and heatsealed, plus reinforcements added for extra strength. Original style plastic corner brackets. Original style separating Coil Zipper in rear window, Zipper Slide on Top. Unzips right to left when facing vehicle from rear. Two plastic quarter windows on each side. Installation instructions supplied. Must reuse factory stiffener rod. (Suzuki dealer part no. 78399-60A00).	Top with 5 Plastic Windows	7350	0.5		14
---------	--	-------------------------------	------	-----	--	----

(Dim. Wt.)*.....Weight shown is actual weight. Air freight charges are based on higher Dimensional Weights

Years	Make/Model/Description	Product Type	Core Part #	Install Hrs.	Bow Ht.	Weight (lbs.)
1989-94	Geo Tracker For 7350 Top, and USA OEM Tops. OEM Style Single Ring Pull separating coil Zipper Unzips Right to Left when facing vehicle from rear. Full original style separating coil zipper sewn on PC7350 (Permits replacement of 1/2 zipper on top if this is damaged). Must reuse factory stiffener rod.	Replacement Rear Plastic Window	PC7350R	N/A		5
1989-94	Geo Tracker Same Replacement Rear Plastic Window as PC7350R above except Zipper Unzips Left to Right when facing from rear. For (Suzuki) vehicles sold in Europe, Australia and Japan	Replacement Rear Plastic Window	PC7350L	N/A		5
1995-98	Geo Tracker Original style pocket with Durable snaps at front and die cut plastic reinforcements. Single Ring Pull separating coil zipper Unzips Left to Right when facing vehicle from rear. Two removable plastic quarter windows on each side.	Top with 5 Plastic Windows	7351	0.5		15 (Dim. Wt.)*
1995-98	Geo Tracker For 7351 Top. Single Ring Pull Zipper Unzips Left to Right when facing rear of vehicle. Full original style separating coil zipper sewn on PC7351L (Permits replacement of 1/2 zipper on top if damaged.)	Replacement Rear Plastic Window	PC7351L	N/A		4
1995-98	Geo Tracker For 7351 Top, (pair). Side Curtains Zip into Top.	Side Curtains	SC7351	N/A		4

Original Topping 7350, 7351: Black/Black, White/White Cami Double Coated Vinyl.

HILLMAN MINX

Years	Make/Model/Description	Product Type	Core Part #	Install Hrs.	Bow Ht.	Weight (lbs.)
1957-59	Hillman Minx For sewn-in pads, order 2602P.	Top with 1 Plastic Window	2602	8.0		9
1957-59	Hillman Minx Made with sewn-in pads.	Top with 1 Plastic Window	2602P	8.0		11
1960-63	Hillman Minx For sewn-in pads, order 2603P.	Top with 1 Plastic Window	2603	8.0		9
1960-63	Hillman Minx Made with sewn-in pads.	Top with 1 Plastic Window	2603P	8.0		11
1964-67	Hillman Minx	Top with 1 Plastic Window	2604	8.0		9

Original Topping for 2602, 2603 and 2604: Black and colors Everflex British Vinyl.

(Dim. Wt.)*.....Weight shown is actual weight. Air freight charges are based on higher Dimensional Weights

Years	Make/Model/Description	Product Type	Core Part #	Install Hrs.	Bow Ht.	Weight (lbs.)
1963-64	Honda S-500 Convertible Zipper center window. Fasteners included in box.	Top with 3 Plastic Windows	2529	6.0		8
1964-66	Honda S-600, 1966-67½ S-800 Lower Height Frame; Fasteners included in box.	Top with 3 Plastic Windows	2530	6.0		8
1966-67	Honda S-600, 1966-67½ S-800 Center window. Fasteners included in box.	Top with 3 Plastic Windows	2530Z	6.0		8
1964-66	Honda S-600 Convertible (No zipper.) Fasteners included in box.	Top with 1 Plastic Window	2532	6.0		8
*1967-70	Honda, Late 1967-70 S-800 Convertible Higher Frame. Fasteners included in box.	Top with 3 Plastic Windows	2531	6.0		7
*1967-70	Honda, Late 1967-70 S-800 Convertible With Non-Original Zipper center window. Plastic Windows Fasteners included in box.	Top with 3 Plastic Windows	2531Z	6.0		7
<i>Original Topping for 2529, 2530, 2532, 2531: Standard (KV) Grain Black Single Texture vinyl.</i>						
1991-95	Honda Beat	Top with 1 Zipper Plastic Window	2533	6.0		10
<i>Original Topping for 2533: Black Honda Beat Grain vinyl.</i>						
1991-95	Honda Beat	Top with Non-Original Non-Heated Zipper Glass Window	2534	6.0		14 (Dim. Wt.)*
2000-01	Honda S-2000 Original style zipper and die cut Plastic Retainer pieces. No Rain Rail, (must reuse OEM rain rail).	Top with 1 Green Zipper Plastic Window	2535	8.0		11 (Dim. Wt.)*
<i>NOTE: No Warranty against creasing, scratching or breaking of Plastic Windows in 2535 Tops.</i>						
2000-01	Honda S-2000 Before installing top, Retrofit Bow strap Kit must be installed (included in box) . Two Tenax studs in well must be replaced with Nylon Push Fasteners (included in box). Rail, (must reuse OEM rain rail.)	Top with Non-Original Heated Glass Window	2537	10.0		18 (Dim. Wt.)*
2000-01	Honda S-2000 Before installing top, Retrofit Bow strap Kit must be installed (included in box). Two Tenax studs in well area must be replaced with nylon Push Fasteners (included in box). No zipper, No Rain Rail, (must reuse OEM rain rail.)	Top with Non-Original Heated Glass Window	2538	10.0		18 (Dim. Wt.)*
2002-09	Honda S-2000 Top made with original style die cut plastic retainers. No Rain Rail, (must reuse original rain rail).	Top with Heated Glass Window	2540	9.5		18 (Dim. Wt.)*
<i>CAUTION When installing 2535, 2537, 2538 & 2540 Tops: Carefully remove 5 plastic trim pieces to avoid breaking clips</i>						
<i>Original Topping for 2535, 2537 and 2540: Black/Black Japanese Trilaminare Twill Grain PVC topping.</i>						

(Dim. Wt.)*.....Weight shown is actual weight. Air freight charges are based on higher Dimensional Weights

ISUZU AMIGO

Years	Make/Model/Description	Product Type	Core Part #	Install Hrs.	Bow Ht.	Weight (lbs.)
1989-94	Isuzu Amigo Made with original style plastic extrusions and Black Covered Lift-the-Dot fasteners, all other fasteners have black finish. Non-original durable fasteners at rear. All seams topstitched and heatsealed. Zippers sewn on sides or rear window. Two plastic quarter windows on each side. Installation instructions.	Top with 5 Plastic Windows	7370	1.0		14
<p><i>Original Topping for 7370: Black/Black (Japanese Vinyl Not Available). We recommend Amigo tops be ordered in JD BKD Black/Gray Denim Grain Vinyl, which is nearly identical in appearance and stronger than the original topping.</i></p>						

JAGUAR 1949-74

Years	Make/Model/Description	Product Type	Core Part #	Install Hrs.	Bow Ht.	Weight (lbs.)
1949-51	Jaguar XK120 Roadster Unmodified small top. 2 Durable fasteners on each side, included in box.	Top with 1 Plastic Window	2412	8.0		6
1949-51	Jaguar XK120 Roadster Same top as 2412 above with no Plastic Window installed.	Top, No Window	2412N	8.0		6
1949-50	Jaguar XK120 Roadster Original Long style. 2 Durable fasteners on each side, included in box. For 1951 see 1411.	Tonneau Cover	1410	3.0		6
1949-50	Jaguar XK120 Roadster Short style. For 1951 see 1411A. Fasteners included in box.	Tonneau Cover	1410A	3.0		6
1952-57	Jaguar XK120, XK140 Roadster 3 Durable snaps on each side. No zippers. Fasteners included in box.	Top with 1 Plastic Window	2413	8.0		8
1952-57	Jaguar XK120, XK140 Roadster Same top as 2413 above with no Plastic Window installed.	Top, No Window	2413N	8.0		8
1952-57	Jaguar XK120, XK140 Roadster 3 Durable snaps on each side, included in box.	Top with 1 Original Style 3 Zipper Plastic Window	2413Z	8.0		8
1952-57	Jaguar XK120, XK140 Roadster Same top as 2413Z above with no Plastic Window installed.	Top, No Window	2413ZN	8.0		8
1951-54	Jaguar XK120 Roadster Original Long style. Fasteners included in box.	Tonneau Cover	1411	3.0		6
1951-54	Jaguar XK120 Roadster Short style. Fasteners included in box.	Tonneau Cover	1411A	3.0		6
1955	Jaguar XK140 Roadster Original Long style. Fasteners included in box.	Tonneau Cover	1413	3.0		6
1956-57	Jaguar XK140 Roadster Original Short style. Fasteners included in box.	Tonneau Cover	1413A	3.0		6

(Dim. Wt.)*.....Weight shown is actual weight. Air freight charges are based on higher Dimensional Weights

© Copyright 2011

Robbins Auto Top LLC • 321 Todd Court, Oxnard, CA 93030
USA. Tel 1-877-404-3200 • Fax: 1-805-604-3201 • www.robbinsautotop.com

Years	Make/Model/Description	Product Type	Core Part #	Install Hrs.	Bow Ht.	Weight (lbs.)
1952-57	Jaguar XK120, XK140 Drophead Convertible. (Padded Top). Pad and Headliner not supplied. Fasteners included in box.	Top with 1 Zipper Plastic Window	2414	8.0		9
1952-57	Jaguar XK120, XK140 Drophead Convertible. Same top as 2414 above with No Plastic Window installed. Fasteners included in box.	Top, No Window	2414N	8.0		9
1958-60	Jaguar XK150 Roadster Fasteners included in box.	Top with 1 Zipper Plastic Window	2415	8.0		8
	Jaguar XK150 Roadster Same Top as 2415 above with No Plastic Window installed. Fasteners included in box.	Top, No Window	2415N	8.0		8
1958-61	Jaguar XK150 Roadster Long Style, with Side Zippers. Covers boot area and attaches to rear deck. Fasteners included in box.	Tonneau Cover	1415	3.0		6
1958-61	Jaguar XK150 Roadster Original short style. Fits to folding boot bar. Fasteners included in box.	Tonneau Cover	1415A	3.0		6
1958-60	Jaguar XK150 Drophead Convertible (Padded Top). Headliner not supplied. Fasteners included in box.	Top with 1 Zipper Plastic Window	2416	8.0		9
	Jaguar XK150 Drophead Convertible Same top as 2416 above with no Plastic Window installed. Fasteners included in box.	Top, No Window	2416N	8.0		9
<i>Original Topping for 2412, 2413, 2414, 2415, 2416: Black and Tan Cotton Cloth.</i>						
1961-71	Jaguar XKE Roadster & E-Type Fasteners included in box.	Top with 1 Plastic Window	2417	5.0		7
1961-71	Jaguar XKE Roadster & E-Type Same top as 2417 above with Zipper Window. Fasteners included in box.	Top with 1 Non-Original Zipper Plastic Window	2417Z	5.0		7
1961-71	Jaguar XKE Roadster & E-Type Tonneau Cover, with Side Zippers. Fasteners included in box.	Tonneau Cover	1417	3.0		6
1961-71	3 Piece Wood Tack Strip Jaguar XKE Original Style .	3 Piece Wood Wood Tack Strip	2417WS	2.5		3
<i>Original Topping for 2417: Black and Colors Everflex British Vinyl.</i>						
1972-74	Jaguar E-Type V12 Fasteners included in box.	Top with 1 Plastic Window	2418	5.0		7
1972-74	Jaguar E-Type V12 Fasteners included in box.	Top Boot	B1418	1.0		6
<i>Original Topping for 2418: Black British Double Coated Vinyl.</i>						

(Dim. Wt.)*.....Weight shown is actual weight. Air freight charges are based on higher Dimensional Weights

Years	Make/Model/Description	Product Type	Core Part #	Install Hrs.	Bow Ht.	Weight (lbs.)
1988 Jaguar, Hess & Eisenhardt						
1988	Jaguar, Hess & Eisenhardt Look for nameplate in driver's doorjamb or trunk lid to identify. Headliner not supplied.	Front Top Section	2419	8.0		8
1988	Jaguar, Hess & Eisenhardt For 2419 Top. Customer Must Supply Original Glass to be installed in new window curtain. No delamination warranty. We cannot accept responsibility for breakage, scratches, or failed defroster. Must obtain reference number from Robbins before sending original glass.	Refurbished Glass Window Section	HD219	2.0		12 (Dim. Wt.)*
1988	Jaguar, Hess & Eisenhardt For 2419 Top. Sewn Plastic Window (heatsealed when ordered in vinyl) made with same assembly as used for HD219.	Non-Original Plastic Window Section	PC2419	2.0		5
<i>Original Topping for 2419: Black Stayfast Cloth; discontinued (GM) Light Saddle Double Texture Vinyl.</i>						

1989-06 Jaguar

1989-95	Jaguar XJS Fits to Factory Glass Window. Made with Hand-Rolled Binding and Rainguards as original. (1989 models originally had no binding or Rainguards)	Top, No Window	2422R	8.0		8
1989-93	Jaguar XJS For 2422 Top.	Headliner	HL2422	4.0		3
<i>Original Topping for 2422R: Black, Blue and Brown Sonnenland Classic German Cloth with Tan Dobby backing; HL2421 and HL2422 Headliners: Antelope and Silver foam backed headliner cloth.</i>						
1997-06	Jaguar XK8, XKR Fits to factory heated glass window. Top made with Cloth binding and later style (high) Rainguards.	Top, No Window	2423C	8.0		8
<i>CAUTION: Call an auto glass shop to remove old glass and reinstall in our 2423C top.</i>						
1997-00	Jaguar XK8, XKR For 2423 Top.	Headliner	HL2423	4.0		3
2001-06	Jaguar XK8, XKR For 2423 Top.	Headliner	HL2424	4.0		3
<i>Original Topping for 2423C: 1997 Black, Beige, Blue Sonnenland A5 German Cloth with black dobbie backing. 1998-2001 Black, Beige, Blue, Racing Green Haartz Twillfast Cloth with black dobbie backing. 2002-06: Black, Beige, Blue, Black Green, Gray beige Sonnenland A5 German Cloth with black dobbie backing.</i>						

(Dim. Wt.)*.....Weight shown is actual weight. Air freight charges are based on higher Dimensional Weights

© Copyright 2011

Robbins Auto Top LLC • 321 Todd Court, Oxnard, CA 93030
USA. Tel 1-877-404-3200 • Fax: 1-805-604-3201 • www.robbsautotop.com

JENSEN

Years	Make/Model/Description	Product Type	Core Part #	Install Hrs.	Bow Ht.	Weight (lbs.)
1972-75	Jensen Healey Roadster Fasteners included in box.	Top with 1 Plastic Window	2440	3.0		6
1972-75	Jensen Healey Roadster With Side Zippers. Fasteners included in box.	Tonneau Cover	1440	3.0		6
1972-75	Jensen Healey Fasteners included in box.	Top Boot	B1440	2.0		6
1974-76	Jensen Interceptor Convertible Headliner not supplied. Must Specify gray or tan window lining when ordering.	Top with 1 Lined, Zipper Plastic Window	2441	16.0		9
1974-76	Jensen Interceptor Convertible With Original style Hand-Rolled Binding.	Top with 1 Lined, Zipper Plastic Window	2441R	16.0		9

Original Topping for 2440 and 2441: Black and colors British Everflex Vinyl.

KARMANN GHIA

Years	Make/Model/Description	Product Type	Core Part #	Install Hrs.	Bow Ht.	Weight (lbs.)
1958-66	Karmann-Ghia Staples outside to rail. Headliner not supplied. Fasteners included in box.	Top with 1 Plastic Window	2025	5.0		8
	Karmann-Ghia With Zipper Plastic Window.	Top with 1 Non-Original Zipper Plastic Window	2025Z	5.0		8
1966-67	Karmann Ghia model CNV 141 Starts with VIN #147610909. Staples outside to rail. Headliner not supplied.	Top with 1 Plastic Window	2025A	6.0		8
<i>Original Topping for 2025 & 2025A: Black Cotton Cloth.</i>						
1967½-69	Karmann Ghia Model CNV 1411 Attaches at rear with cable. Headliner not supplied.	Top with 1 Plastic Window	2024	6.0		8
1969½-76	Karmann Ghia With rubber seal to fit to Factory Glass Window. Original style heatsealed quarters. Attaches to body at rear with cable. Headliner not supplied	Top, No Window	2024A	6.0		8
1967½-76	Karmann Ghia VW Rabbit, Beetle, Cabriolet, Karmann Ghia; (pair).	Side Tension Cables	CBLVWRS	0.5		1
1967½-76	Karmann Ghia For 2024 and 2024A Tops.	Rear Mounting Cable	CBL2024R	0.5		1
1969½-76	Karmann Ghia For 2024A Top. Cable fits around window.	Rear Window Cable	CBL2024W	0.5		1
<i>Original Topping for 2024 & 2024A: Black Diamond Grain German Vinyl.</i>						

(Dim. Wt.)*.....Weight shown is actual weight. Air freight charges are based on higher Dimensional Weights

LANCIA

Years	Make/Model/Description	Product Type	Core Part #	Install Hrs.	Bow Ht.	Weight (lbs.)
1979-81	Lancia Zagato Original style Hand-Rolled Binding.	Top with 1 Plastic Window	2600R	4.0		6
<i>Original Topping for 2600R: Black Cotton/Rayon Cloth.</i>						

LINCOLN

Years	Make/Model/Description	Product Type	Core Part #	Install Hrs.	Bow Ht.	Weight (lbs.)
1961-63	Lincoln Continental	Front Top Section	6602	7.0	20 1/2	11
1961-63	Lincoln Continental For 6602 Top. Zipper, bottom color trim and binding as original.	Plastic Window Section	PC6602	2.0		5
1964-65	Lincoln Continental	Front Top Section	6603	7.0	20 1/2	10
1964-65	Lincoln Continental For 6603 Top. Zipper, bottom color trim and binding as original.	Plastic Window Section	PC6603	2.0		5
1966-67	Lincoln Continental Fits to factory glass window. Extra matching topping supplied to recover trim plate at base of glass.	Top, No Window	6604	7.0		10
<i>Original Topping for 6401, 6402, 6403: Black, Ford White, Ford Blue (and other discontinued colors) Standard (KV) Grain Double Texture Vinyl.</i>						

LOTUS

Years	Make/Model/Description	Product Type	Core Part #	Install Hrs.	Bow Ht.	Weight (lbs.)
1961-66	Lotus Elan S1, S21600 Roadster 8 English Tenax and other fasteners included in box.	Top with 3 Plastic Windows	2505	5.0		7
1961-66	Lotus Elan S1, S2 1600 Roadster With Side zippers, No Headrest Pockets. 12 English Tenax and other fasteners included in box.	Tonneau Cover	1505	3.0		7
1967-72	Lotus Elan S3, S4 Drophead Fits cars with Solid door window frame. 17 English Tenax and other fasteners included in box.	Top with 3 Plastic Windows	2506	5.0		7
1967-72	Lotus Elan S3, S4 Drophead With Side zippers, No Headrest Pockets. 14 English Tenax fasteners included in box.	Tonneau Cover	1506	3.0		7
1967-72	Lotus Elan S3, S4 Drophead 17 English Tenax fasteners included in box.	Top Boot	B1506	2.0		6
<i>Original Topping for 2505 and 2506: Black Everflex British Vinyl.</i>						

(Dim. Wt.)*.....Weight shown is actual weight. Air freight charges are based on higher Dimensional Weights

© Copyright 2011

Robbins Auto Top LLC • 321 Todd Court, Oxnard, CA 93030
USA. Tel 1-877-404-3200 • Fax: 1-805-604-3201 • www.robbsautotop.com

MASERATI

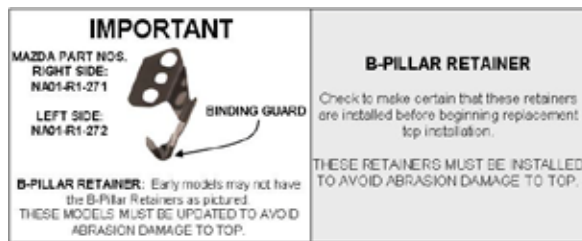
Years	Make/Model/Description	Product Type	Core Part #	Install Hrs.	Bow Ht.	Weight (lbs.)
1986-89	Maserati Bi-Turbo Hand-Rolled Binding. Non-original velour window lining. Must specify gray or tan window lining when ordering. <i>Original Topping for 2320R: Black, Blue Sonnenland Classic German Cloth with Tan Dobby backing.</i>	Top with 1 Lined Plastic Window	2320R	6.0		8
1989-91	Chrysler Maserati TC Made with matching cloth binding. Glass Window Section Not Available. <i>Original Topping for 5400C: Haartz Black Stayfast Cloth with black backing.</i>	Front Top Section	5400C	7.0		9

MAZDA

Years	Make/Model/Description	Product Type	Core Part #	Install Hrs.	Bow Ht.	Weight (lbs.)
Mazda MX5 Miata						
1990-05 OEM Style Tops, Plastic Window						
1990-97	Mazda MX5 Miata Original Style, No Rain Rail. Fits 1990-97 models only. Made with original style die cut plastic retainer pieces and wide textured heat-seal around Plastic Window. Single Ring Pull Zipper permits zip-in installation of replacement plastic window.	Top with 1 Zipper Plastic Window	2900	5.0		11
1990-97	Mazda MX5 Miata Same top as 2900 above, with Rain Rail. <i>Original Topping 1990-97 Miata: Black/Black, Light Tan/Black (LTB) German Cabrio Grain Vinyl.</i>	Top with 1 Zipper Plastic Window	2901	4.25		15 (Dim. Wt.)*
1990-05 Budget Tops with Plastic Window						
1990-05	Mazda MX5 Miata No Deck Seams, No Rain Rail. One Piece Design, No Zipper. Made with rear listing. New bow straps do not have to be installed on 1990-97 models. (For 1999-05 models, reuse original bow straps)	Top with 1 Plastic Window Non-Original Budget Design	2904	5.0		9
1990-05	Mazda MX5 Miata Same top as 2904 above, with Rain Rail.	Top with 1 Plastic Window Non-Original Budget Design	2905	4.25		13 (Dim. Wt.)*

Mazda MX5 Miata Warnings

IMPORTANT B-PILLAR RETAINER note and diagram for all 1990-2005 Miata tops:



(Dim. Wt.)*.....Weight shown is actual weight. Air freight charges are based on higher Dimensional Weights

Years	Make/Model/Description	Product Type	Core Part #	Install Hrs.	Bow Ht.	Weight (lbs.)
1990-05 XT Series Top with Plastic Window						
1990-05	Mazda MX5 Miata Deck Seams, 3 Listings. No Rain Rail. No Zipper. New bow straps do Not have to be installed on 1990-97 models. (For 1999-05 models, reuse original bow straps).	XT Series Top with 1 Plastic Window	2980B	5.0		9
1990-05 OEM Style Glass Window Tops						
1990-05	Mazda MX5 Miata Original Style, No Zipper, No Rain Rail. Top made with Deck Seams and die cut plastic retainer pieces. No black bezel around glass. New bow straps (included in box) must be installed to use on 1990-97 models. Add 30 minutes to installation hours	Top with Non-Heated Glass Window	2958	6.50		17 (Dim. Wt.)*
1990-05	Mazda MX5 Miata Same top as 2958 above, with Rain Rail.	Top with Non-Heated Glass Window	2959	5.75		19 (Dim. Wt.)*
1990-05	Mazda MX5 Miata Original Style, No Zipper, No Rain Rail. Top made with Deck Seams and die cut plastic retainer pieces. No black bezel around glass. New bow straps (included in box) must be installed to use on 1990-97 models. Add 30 minutes to installation hours	Top with Heated Glass Window	2960	6.50		16 (Dim. Wt.)*
1990-05	Mazda MX5 Miata Samt top as 2960 above, with Rain Rail.	Top with Heated Glass Window	2961	5.75		18 (Dim. Wt.)*
1990-05	Mazda MX5 Miata Original Style, No Rain Rail. Zipper does not have to be unzipped to lower top. Top made with Deck Seams. No black bezel around glass. New bow straps (included in box) must be installed to use with 1990-97 models. Add 30 minutes to installation hours	Top with Zipper Heated Glass Window	2962	6.50		17 (Dim. Wt.)*
1990-05	Mazda MX5 Miata Same top as 2962 above, with Rain Rail.	Top with Zipper Heated Glass Window	2963	5.75		19 (Dim. Wt.)*
1990-05	Mazda MX5 Miata No Rain Rail. Top made with Deck Seams and die cut plastic retainer pieces. No black bezel around glass. Zipper does not have to be unzipped to lower top. New bow straps (included in box) must be installed to use with 1990-97 models. Add 30 minutes to installation hours	Top with Zipper Non-Heated Glass Window	2964	6.50		17 (Dim. Wt.)*

(Dim. Wt.)*.....Weight shown is actual weight. Air freight charges are based on higher Dimensional Weights

© Copyright 2011

Robbins Auto Top LLC • 321 Todd Court, Oxnard, CA 93030
USA. Tel 1-877-404-3200 • Fax: 1-805-604-3201 • www.robbsautotop.com

Years	Make/Model/Description	Product Type	Core Part #	Install Hrs.	Bow Ht.	Weight (lbs.)
1990-05	Mazda MX5 Miata Same top as 2964 above, with Rain Rail.	Top with Zipper Non-Heated Glass Window	2965	5.75		19 (Dim. Wt.)*

NOTE: For 1990-97 models, see defogger wiring information and warning in "Warnings" section.



1990-05 New One-Piece Style Tops with Glass

1990-05	Mazda MX5 Miata Non-Original one Piece Design, No deck seams. No Zipper, No Rain Rail. No black bezel around glass. Made with die cut plastic retainer pieces and single listing at rear bow. New bow straps (included in box) must be installed to use with 1990-1997 models. Add 30 minutes to installation hours to install straps	Top with Heated Glass Window	2916	6.50		15 (Dim. Wt.)*
1990-05	Mazda MX5 Miata Same top as 2916 above, with Rain Rail	Top with Heated Glass Window	2917	5.75		17 (Dim. Wt.)*


NOTE: For 1990-97 models, see defogger wiring information and warning in Warnings section.



1990-05	Mazda MX5 Miata. Non-Original One Piece Design, No Rain Rail. No Zipper, No Deck Seams. No black bezel around glass. Made with die cut plastic retainer pieces and single listing at rear bow. New bow Straps (included in box) must be installed to use with 1990-97 models. Add 30 minutes to installation hours.	Top with Non-Heated Glass Window	2918	6.50		16 (Dim. Wt.)*
---------	---	---	------	------	--	-------------------

(Dim. Wt.)*.....Weight shown is actual weight. Air freight charges are based on higher Dimensional Weights

Years	Make/Model/Description	Product Type	Core Part #	Install Hrs.	Bow Ht.	Weight (lbs.)
1990-05	Mazda MX5 Miata. Same top as 2918 above, with Rain Rail.	Top with Non-Heated Glass Window	2919	5.75		17 (Dim. Wt.)*



First Generation Miata Fan Switch

NOTE: Installing 2916/2917, 2960/2961 or 2962/2963 Tops with heated Glass window on 1990-1997 MX Miata. 1990 MX5 Miata models are not wired for convertible tops with heated glass windows. Many 1991-1995 models are not equipped with a separate switch to operate the rear heater/defogger in top with heated glass windows: Miatas equipped to use the optional hard top need only the three wire connector (Part #N007-07-080A available at Mazda dealers) top operate the heater defogger in tops with heated glass windows

WARNING: Installing 2916-2917, 2960-2961 or 2962/2963 Tops with Heated Glass Window on 1990-1997 MX5 Miata. If your 1990-1997 Miata model is not equipped with a switch to activate the heater/defogger, the heater/defogger grid is automatically activated when the fan switch is turned on. To avoid damage to top or area behind seats DO NOT TURN ON FAN, HEATER, OR AIR CONDITIONING when Top is lowered

Original Topping 1990-1997 Miata: Black/Black, Light Black/Black, Light Tan/Black (LTN) Tan/Black (LTB) German Cabrio Grain Vinyl. 1999-2002 Miata: Black/Black, Light Tan/Black (LTB) Blue/Black (10th anniversary edition only) German Cabrio Grain Vinyl. Original Topping 2003-2005 Miata: Black/Black, Parchment/Black German Cabrio Grain Vinyl; Black, Medium Neutral, Dk. Blue, Gray Haartz Stayfast Cloth with Black backing

Mazda MX5 Miata, 1990-05

1990-97	Mazda MX5 Miata For OEM Top. Complete zipper is separate in box Half of zipper must be sewn to zipper flap on top, and the other half to the window curtain.	Plastic Window Section	PC2900	6.0		5
1990-97	Mazda MX5 Miata For Robbins 2900, 2901 Tops. Rear of top must be released from top frame for installation. No sewing required.	Plastic Window Section	PC2900Z	3.2		5
1990-97	Mazda MX5 Miata With Side Zippers. Fits cars with Plastic Window Tops. Fasteners and mirror brackets with studs included in box.	Tonneau Cover with Headrest Pockets	1900H	1.0		9
1990-97	Mazda MX5 Miata With Side Zippers. Fits cars with Glass Window Tops, Fasteners and mirror brackets with studs included in box.	Tonneau Cover with Headrest Pockets	1902H	1.0		9
1990-97	Mazda MX5 Miata Fits cars with Plastic Window Tops.	Top Boot	B1900	N/A		4
1990-97	Mazda MX5 Miata Top Boot, fits cars with Glass Window Tops.	Top Boot	B1902	N/A		4
1990-05	Mazda MX5 Miata (each).	Rain Rail	RR	1.00		4
1990-97	Mazda MX5 Miata (pair).	Side Tension Cables	CBL2900	0.5		1
1999-00	Mazda MX5 Miata With Side Zippers. Fasteners and mirror brackets with studs included in box.	Tonneau Cover with Headrest Pockets	1904H	1.0		9

(Dim. Wt.)*.....Weight shown is actual weight. Air freight charges are based on higher Dimensional Weights

Years	Make/Model/Description	Product Type	Core Part #	Install Hrs.	Bow Ht.	Weight (lbs.)
2001-03	Mazda MX5 Miata With Side Zippers. Fits vehicles NOT equipped with wind blocker through 2005. Fasteners and mirror brackets with studs included in box.	Tonneau Cover with Headrest Pockets	1905H	1.0		9
1999-05	MX5 Miata Top Boot, Mazda .	Top Boot	B1904	N/A		4
1990-05	Rain Rail (ea.)	Rain Rail	RR	1		4
1999-05	Mazda MX5 Miata (pair).	Side Tension Cables	CBL2960	0.5		1

Mazda MX5 Miata, 2006-ON

2006-On	Mazda Miata MX5 Original Style One Piece Design with Listing Panel, No Deck Seams and No Zipper. Improved Rainguards sewn above door glass. No Rain Rail, (must reuse original rain rail).	Top with Heated Glass Window	2968	6.0		15 (Dim. Wt.)*
---------	--	-------------------------------------	------	-----	--	-------------------

Original Topping 2006-2008 MX5 Miata: Black, Brick (discontinued), Brown (2008 Special Edition Only) Haartz Stayfast Cloth. 2009 - On Black and Driftwood Haartz Stayfast cloth.



(Dim. Wt.)*.....Weight shown is actual weight. Air freight charges are based on higher Dimensional Weights

Years	Make/Model/Description	Product Type	Core Part #	Install Hrs.	Bow Ht.	Weight (lbs.)
Mazda RX-7						
1988	Mazda RX-7 Front Top and Rear Window Sections, No Rainguards. Fits to factory glass window. Rear window assembly made with original style drain hoses and plastic reinforcement at bottom. Must reuse factory metal retainer from old top to install rear window section.	Combo Top	2930	6.0		9
1989-92	Mazda RX-7 Same combo top as 2930 above with Rainguards.	Combo Top	2931	6.0		9
1988	Mazda RX-7 No Rainguards. as original for 1988.	Front Top Section	2940	2.0		3
1989-92	Mazda RX-7 With Rainguards. 2941 Will retrofit 1988 RX7.	Front Top Section	2941	2.0		3
1988-92	Mazda RX-7 For 2930, 2931 Combo and 2940, 2941 Tops. Fits to factory glass window. Made with original style drain hoses and plastic reinforcement at bottom. Must reuse factory metal retainer from old top to install rear window section.	Rear Window Section	2950	4.0		7
<i>Original Topping for 2930, 2931, 2940, 2941 and 2950: Black/Black Diamond Grain German Vinyl. (Our KV Grain Vinyl is a close match to the original topping).</i>						

MERCEDES BENZ

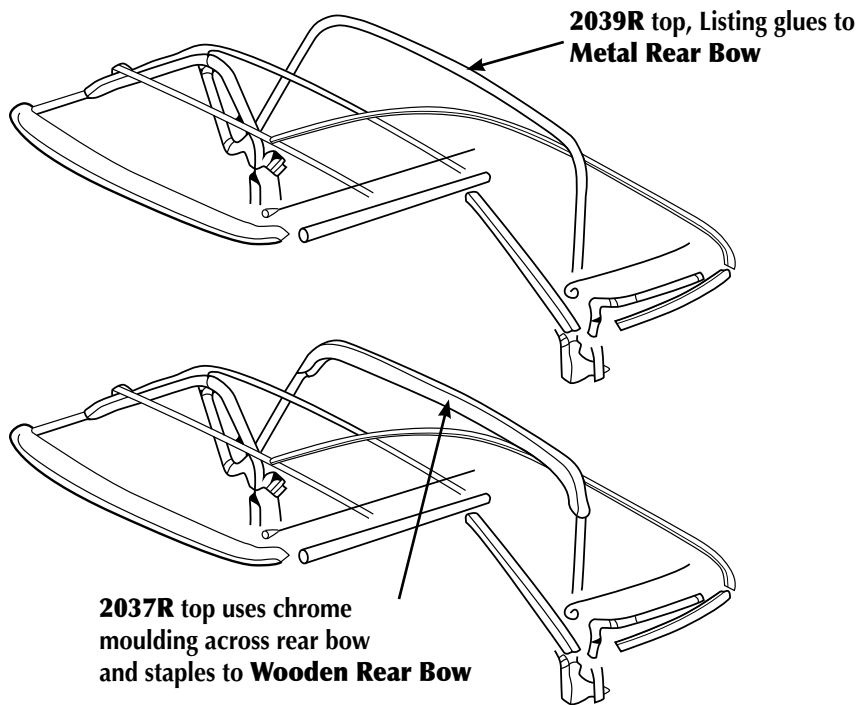
Years	Make/Model/Description	Product Type	Core Part #	Install Hrs.	Bow Ht.	Weight (lbs.)
1956-63	Mercedes 190SL Hand-Rolled Binding. Fasteners included in box.	Top with 1 Plastic Window	2033R	7.0		8
1956-63	Mercedes 190SL Same top as 2033R above made with Non-Original Zipper Window.	Top with 1 Plastic Window	2033ZR	7.0		8
1958-63	Mercedes 300SL Roadster Hand-Rolled Binding and original style sewn-in side cables.	Top with 1 Plastic Window	2034AR	8.0		8
1958-62	Mercedes 220S, 220SE Hand-Rolled Binding. Must specify Gray or Tan window lining when ordering. Headliner not supplied.	Top with 1 Lined, Zipper Plastic Window	2035R	8.0		9
<i>Original Topping for 2033R, 2034R and 2035R: Black, Blue, Brown and other colors Cotton/Rayon Cloth with Tan Backing (Discontinued).</i>						
1963-72	Mercedes 220SE, 250SE, 280, 300SE Model W111. Hand-Rolled Binding. Must specify Tan or Gray window lining when ordering. Headliner not supplied.	Top with 1 Lined Plastic Window	2038R	8.0		9

(Dim. Wt.)*.....Weight shown is actual weight. Air freight charges are based on higher Dimensional Weights

© Copyright 2011

Robbins Auto Top LLC • 321 Todd Court, Oxnard, CA 93030
USA. Tel 1-877-404-3200 • Fax: 1-805-604-3201 • www.robbinsautotop.com

Years	Make/Model/Description	Product Type	Core Part #	Install Hrs.	Bow Ht.	Weight (lbs.)
-------	------------------------	--------------	-------------	--------------	---------	---------------

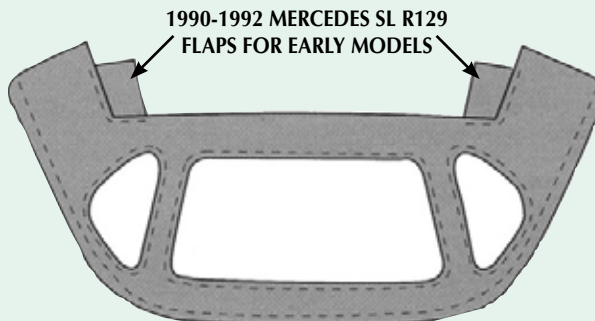


1964-72	Mercedes 230SL, 250SL and 280SL (3 Bow) Model W113. #3 Bow is wood. Early 230 SL tacks to rear bow. Hand-Rolled Binding. Chrome molding across rear bow. Side Cables not supplied.	Top with 1 Plastic Window	2037R	6.0	20 1/2	9
1964-72	Mercedes 230SL, 250SL and 280SL (4 Bow) Model W113. Early 230 SL tacks to rear bow. Hand-Rolled Binding. Side Cables not supplied.	Top with 1 Plastic Window	2039R	6.0	20 1/2	9
1964-72	Mercedes 230SL, 250SL and 280SL For 2039 Top, above the door glass only.	Left & Right Weatherstrips	WS2039	1.2		1
1964-72	Mercedes 230SL, 250SL and 280SL For 2039 Top, Tan Only, (pair).	Bow Straps	BS2039	1.0		1
1972-89	Mercedes 280, 350, 380, 450, 500, 560 SL Mercedes 280, 350, 380, 450, 500, 560 SL. Model R107. Hand-Rolled Binding. Side cables and WS2040 Weatherstrips installed. No Topstitch on deck seams. Original style piping around Plastic Windows.	Top with 3 Plastic Windows	2040R	7.0	20	11
1972-89	Mercedes 280, 350, 380, 450, 500, 560 SL Same Top as 2040R above made with Topstitch on deck seams as original for many 1985-87 models.	Top with 3 Plastic Windows	2041R	7.0	20	11
<p><i>CAUTION: No Warranty credit will be issued for damage to 2040R/2041R Tops if new side cables are not installed. 2040 and 2041 [Model R107] tops are made with piping around windows (black, blue, brown and tan only) 3 Plastic Windows. With top removed from frame bow height measures 20" from top of rear rail to center of rear bow.</i></p>						
1972-89	Mercedes 280, 350, 380, 450, 500, 560 SL 2040R and 2041R Tops, above door glass only.	Left & Right Weatherstrips	WS2040	1.00		1
1972-89	Mercedes 280, 350, 380, 450, 500, 560 SL For 2040R and 2041R Tops, (pair).	Side Tension Cables	CBL2040	0.50		1

(Dim. Wt.)*.....Weight shown is actual weight. Air freight charges are based on higher Dimensional Weights

Years	Make/Model/Description	Product Type	Core Part #	Install Hrs.	Bow Ht.	Weight (lbs.)
1972-89	Mercedes 280, 350, 380, 450, 500, 560 SL For 2040R and 2041R Tops, Tan Only, (pair).	Bow Straps	BS2040	1.00		1
<i>Original Topping for 2038R, 2037R, 2039R, 2040R, 2041R: Black, Blue, Brown Sonnenland Classic German Cloth with Tan Backing.</i>						

1990-02 Mercedes SL



1990-02	Mercedes SL 300, 320, 500, 600 Front Top and 3 Plastic Window Sections. Model R129. Original style one-piece (no deck seams) front top section as adopted by Mercedes Benz in 1992. Rear window section has flaps to wrap around upper rear bow straps used on early models. Cut flaps off if not needed. Top and window sections are made with Hand-Rolled Binding. 5½ inch valance beneath windows. No piping around windows. Original style elastic. Reusable metal stiffener bars for rear window not supplied.	Combo Top	2042R	10.0		13
1990-02	Mercedes SL 300, 320, 500, 600 Original style one-piece (no deck seams) front top section as adopted by Mercedes Benz in 1992. Hand-Rolled Binding	Front Top Section	3142R	5.0		4
1990-02	Mercedes SL 300, 320, 500, 600 For 2042R Combo and 3142R Top. Rear window section has flaps to wrap around upper rear bow straps used on early models. Cut flaps off if not needed. Hand-Rolled Binding. 5½ inch valance beneath windows. No piping around windows. Original style elastic. Reusable metal stiffener bars for rear window not supplied.	Plastic Window Section	3152R	6.0		9
1990-94	Mercedes SL 300, 320, 500, 600 For 2042R Combo and 3142R Top, with OEM style extrusions.	Headliner	HL2042	3.0		3
1995-02	Mercedes SL 300, 320, 500, 600 For 2042R Combo and 3142R Top, with OEM style extrusions.	Headliner	HL2042L	3.0		3

WARNING: NO WARRANTY AGAINST creasing or cracking of Plastic Windows 2042R Tops or 3152R Rear Window Sections. Service Bulletins 77/26A and 77/39 have been issued by Mercedes Benz describing abrasion, pinching, cuts, holes, tearing and other damage to the topping and seams in the front top section and rear window assembly; as well as fraying, creasing and breaking of plastic windows caused by the top frame and body components. Robbins cannot be held responsible for damage to our products caused by problems described above

Original Topping for 2042R, 3142R and 3152R: 1990-1993 Black, Blue, Brown Sonnenland Plus German Cloth with Tan doobby backing. Late 1993-02: Black, Blue and Brown Sonnenland Plus German Cloth with Black Dobby backing.

(Dim. Wt.)*.....Weight shown is actual weight. Air freight charges are based on higher Dimensional Weights

Years	Make/Model/Description	Product Type	Core Part #	Install Hrs.	Bow Ht.	Weight (lbs.)
1999-03	Mercedes CLK320, 430 CLK55 Chassis 208. Factory heated glass window must be installed in top. Made with Rainguards, Original style header and front quarter plastic extrusions, and plastic reinforcements, and original German 1/2 zippers on listings to zip top to OEM top pad. Includes all necessary hardware and illustrated instruction guide. Headliner not supplied.	Top, No Window	2043C	8.0		11 (Dim. Wt.)*
1999-03	Mercedes CLK320, 430 CLK55 For 2043C Top, with factory style retainers.	Headliner	HL2043	4.0		7
1999-03	Mercedes CLK320, 430 CLK55 Replacement Heated Glass	Replacement Heated Glass	GL2043	8.0		7 (Dim. Wt.)*
<i>Original Topping 2043C Black, Dark Blue, Mineral Green and Orion Gray Sonnenland A5 German Cloth with Black Polyester Dobby backing; HL2043C: Gray and Quartz Brocade Cloth</i>						
2004-09	Mercedes CLK 320, 350, 500, 550 CLK55/63 AMG Chassis 209. Fits to Factory Glass. Made with OEM style plastic retainers and Original German 1/2 zippers on listings to zip top to OEM top pad.	Top, No Window	2046C	14.0		7 (Dim. Wt.)*
<i>Original Topping 2046C Black, Alpaca and Ink Blue Sonnenland A5 German Cloth with Black Polyester Dobby backing;</i>						

MERCURY

Years	Make/Model/Description	Product Type	Core Part #	Install Hrs.	Bow Ht.	Weight (lbs.)
1961-62	Mercury Monterey	Front Top Section	6503	7.0	26 3/4	11
1961-62	Mercury Monterey For 6503 Top. Zipper, No bottom color trim.	Plastic Window Section	PC6503	2.0		5
1963	Mercury Monterey	Front Top Section	6504	7.0	23 1/2	10
1963	Mercury Monterey For 6504 Top. Zipper, No bottom color trim.	Plastic Window Section	PC6504	2.0		5
1963-65	Mercury Comet, Caliente	Front Top Section	6101	6.0	23 1/2	9
1963-65	Mercury Comet, Caliente For 6101 Top. Zipper, No bottom color trim.	Plastic Window Section	PC6101	8.0		5
1964	Mercury Monterey, Park Lane	Front Top Section	6505	7.0	23	10
1964	Mercury Monterey, Park Lane For 6505 Top. Zipper, No bottom color trim.	Plastic Window Section	PC6505	2.0		5
1964	Mercury Monterey, Park Lane For 6505 Top. Zipper.	Non-Heated Glass Window	TN337	2.0		17 (Dim. Wt.)*
1965-66	Mercury Monterey, Park Lane White trace line aligns to bottom of Tack rail.	Front Top Section	6506	6.0	27	11
1965-66	Mercury Monterey, Park Lane For 6506 Top. Zipper, No bottom color trim.	Plastic Window Section	PC6506	2.0		5

(Dim. Wt.)*.....Weight shown is actual weight. Air freight charges are based on higher Dimensional Weights

Years	Make/Model/Description	Product Type	Core Part #	Install Hrs.	Bow Ht.	Weight (lbs.)
1965-66	Mercury Monterey, Park Lane For 6506 Top. Zipper.	Non-Heated Glass Window Section	TN338	2.0		19 (Dim. Wt.)*
1965-66	Mercury Monterey, Park Lane For 6506 and 6507 Top.	Side Tension Cables	CBL6506	0.5		1
1967-68	Mercury Monterey, Park Lane	Front Top Section	6507	6.0	28	10
1967-68	Mercury Monterey, Park Lane For 6506 and 6507 Tops. Zipper, No bottom color trim.	Plastic Window Section	PC6506	2.0		5
1967-68	Mercury Monterey, Park Lane For 6507 Top. Zipper.	Non-Heated Glass Window Section	TN339	2.0		17 (Dim. Wt.)*
1965-68	Mercury Monterey, Park Lane For 6506 and 6507 Top.	Side Tension Cables	CBL6506	0.5		1

Original Topping for 6101, 6503, 6504, 6505, 6506, 6507: Black, Ford White, Ford Blue (and other discontinued colors) Standard (KV) Grain Double Texture Vinyl.

1966-67	Mercury Comet, Cyclone, Caliente White trace line aligns to bottom of Tack rail.	Front Top Section	6301	6.0	27	9
1966-67	Mercury Comet, Cyclone, Caliente For 6301 Top. Zipper, No bottom color trim.	Plastic Window Section	PC6301	2.0		4
1966-67	Mercury Comet, Cyclone, Caliente For 6301 Top. Zipper.	Non-Heated Glass Window Section	TN319	2.0		18 (Dim. Wt.)*
1968-71	Mercury Comet, Cyclone, Montego White trace line aligns to bottom of Tack rail.	Front Top Section	6302	6.0	27	9
1968-71	Mercury Comet, Cyclone, Montego For 6302 Top. Zipper, No bottom color trim.	Plastic Window Section	PC6302	2.0		4
1968-71	Mercury Comet, Cyclone, Montego For 6302 Top. Zipper.	Non-Heated Glass Window Section	TN320	2.0		17 (Dim. Wt.)*
1968-71	Mercury Comet, Cyclone, Montego For 6302 Top.	Side Tension Cables	CBL6302	0.5		1

1969-72	Mercury Monterey, Marquis	Front Top Section	6508	6.0	30	10
1969-72	Mercury Monterey, Marquis For 6508 Top. Zipper. No bottom color trim.	Plastic Window Section	PC6508	2.0		5
1969-72	Mercury Monterey, Marquis For 6508 Top. Zipper.	Non-Heated Glass Window Section	TN340	2.0		19 (Dim. Wt.)*
1969-72	Mercury Monterey, Marquis For 6508 Top.	Side Tension Cables	CBL6508	0.5		1

Original Topping for 6301, 6302, 6508: Black, Ford White, Ford Blue (and other discontinued colors) Standard (KV) Grain Double Texture Vinyl.

(Dim. Wt.)*.....Weight shown is actual weight. Air freight charges are based on higher Dimensional Weights

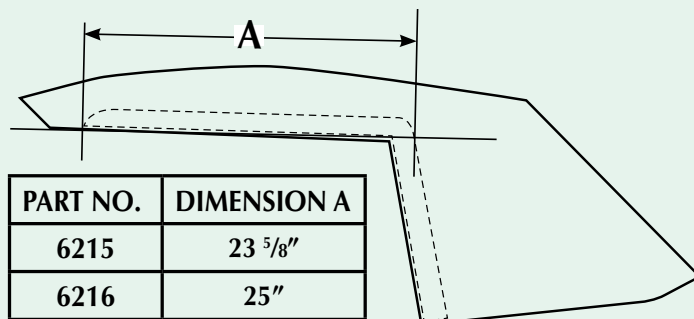
Years	Make/Model/Description	Product Type	Core Part #	Install Hrs.	Bow Ht.	Weight (lbs.)
Cougar						
1969-70	Mercury Cougar Front Top and Plastic Window Sections. Pre-drilled guide holes align to bottom of tack rail.	Combo Top	6205PC	8.0	19 1/2	12
1969-70	Mercury Cougar Front Top and Non-Heated Folding Glass Window Sections. Pre-drilled guide holes align to bottom of tack rail.	Combo Top	6205GL	8.0	19 1/2	21 (Dim. Wt.)*
1969-70	Mercury Cougar Fits with PC6204 Plastic and GL304 Folding Glass Window Sections. Pre-drilled guide holes align to bottom of tack rail.	Front Top Section	6205	6.0	19 1/2	9
1969-70	Mercury Cougar For 6205PC Combo and 6205 Tops. Zipper, No bottom color trim.	Plastic Window Section	PC6204	2.0		4
1964½ -70	Mercury Cougar With zipper for 6205 Tops. Made with Robbins Flex-Hinge® U.S. Patent 4,799,727.	Non-Heated Folding Glass Section	GL304	2.5		13 (Dim. Wt.)*
1969-70	Mercury Cougar For 1969-70 Cougar, (pair).	Side Tension Cables	CBL6205	0.5		1
1971-73	Mercury Cougar Front Top and Plastic Window Sections. White trace line aligns to bottom of Tack rail.	Combo Top	6206PC	8.0	25 1/4	12
1971-73	Mercury Cougar Front Top and Non-Heated Glass Window Sections. (One Piece Glass.) White trace line aligns to bottom of Tack rail.	Combo Top	6206TN	8.0	25 1/4	21 (Dim. Wt.)*
1971-73	Mercury Cougar White trace line aligns to bottom of Tack rail.	Front Top Section	6206	6.0	25 1/4	9
1971-73	Mercury Cougar For 6206 Top. Zipper, No bottom color trim.	Plastic Window Section	PC6206	2.0		4
1971-73	Mercury Cougar With zipper for 6206 Top. (One Piece Glass.)	Non-Heated Glass Window Section	TN306	2.0		15 (Dim. Wt.)*
1971-73	Mercury Cougar For 6206 Top, (pair).	Side Tension Cables	CBL6206	0.5		1

Original Topping-6202, 6203, 6204, 6205, 6206: Black/Black, Ford Blue/Black, Ford White/Black (and other discontinued colors) Standard (KV) Grain Double Texture Vinyl.

(Dim. Wt.)*.....Weight shown is actual weight. Air freight charges are based on higher Dimensional Weights

Years	Make/Model/Description	Product Type	Core Part #	Install Hrs.	Bow Ht.	Weight (lbs.)
-------	------------------------	--------------	-------------	--------------	---------	---------------

Mercury Capri



1990-93	Mercury Capri, Ford Capri (Australia) See Diagram. Check that "A" measurement is 23 5/8" before ordering Top. 6215 fits Capri with manufacturing dates through June, 1992.	Top with 1 Plastic Window	6215	5.0	9
---------	--	----------------------------------	------	-----	---

1993-94	Mercury Capri, Ford Capri (Australia) Check that "A" measurement is 25" before ordering Top. 6216 fits Capri with manufacturing dates from July, 1992-94.	Top with 1 Plastic Window	6216	5.0	9
---------	---	----------------------------------	------	-----	---

NOTE: 6215 and 6216 Tops made as original with no binding, embossed heatsealed quarters, and embossed heat-seal around Plastic Window. Tops made with black original style plastic belt molding reinforcement and weatherseals.

1990-93	Mercury Capri, Ford Capri (Australia) For 6215 Top (pair).	Side Tension Cables	CBL6215	0.5	1
---------	--	----------------------------	---------	-----	---

1993-94	Mercury Capri, Ford Capri (Australia) For 6216 Top (pair).	Side Tension Cables	CBL6216	0.5	1
---------	--	----------------------------	---------	-----	---

1990-94	Mercury Capri, Ford Capri (Australia) For 6215 and 6216 Tops (pair).	Rear Vertical Flap Cables	CBL621Q	0.5	1
---------	--	----------------------------------	---------	-----	---

Original Topping for 6215 and 6216: Initial production began using Haartz Double Texture Vinyl, Black/Black. Ford of Australia changed to German Vinyl, first briefly to (VW) Cabrio Grain, and then to Escort Grain Vinyl; in Black/Black, White/Black and colors until production ceased in May 1994.

MINI COOPER BY BMW

Years	Make/Model/Description	Product Type	Core Part #	Install Hrs.	Bow Ht.	Weight (lbs.)
-------	------------------------	--------------	-------------	--------------	---------	---------------

2004-08	Mini Cooper & Cooper S (BMW) Made with relief pockets in rear quarters as original, cloth Rainguards, original style plastic extrusions and retainers. No black bezel around glass. Headliner panels not supplied.	Top with Heated Glass Window	2760C	7.0		20 (Dim. Wt.)*
---------	--	-------------------------------------	-------	-----	--	-------------------

Original Topping for 2760C: Black, Blue, Deep Green Haartz Twillfast RPC Cloth with Black Dobby backing.

(Dim. Wt.)*.....Weight shown is actual weight. Air freight charges are based on higher Dimensional Weights

MITSUBISHI ECLIPSE

Years	Make/Model/Description	Product Type	Core Part #	Install Hrs.	Bow Ht.	Weight (lbs.)
1996-99	Mitsubishi Eclipse Spyder Made with original style topstitched seams and matching Cloth Binding. Order 2475C for top to fit 1995 model. The second generation Eclipse was introduced in 1995; however the Spyder convertible was released as a 1996 model. Headliner not supplied. <i>CAUTION: 2475C frame components can cause pinching and rubbing which can cause abrasion damage, cuts and holes. Mitsubishi has issued Instruction Sheet 8715 that describes the left frame link (MR328561) and right frame link (MR328562) and elastic straps</i>	Top with Heated Glass Window	2475C	6.0		16 (Dim. Wt.)*
1996-99	Mitsubishi Eclipse Spyder For 2475C Top. Fits tops with original size Glass window only.	Headliner	HL2475	4.0		5
1996-99	Mitsubishi Eclipse Spyder For 2475 Eclipse Top.	Side Tension Cables	CBL2475	0.5		1
2000-05	Mitsubishi Eclipse Spyder Made with original style topstitched seams and matching Cloth Binding. Headliner not supplied.	Top with Heated Glass Window	2476C	6.0		16 (Dim. Wt.)*
2000-05	Mitsubishi Eclipse Spyder For 2476C Top. Fits tops with original size Glass window only.	Headliner	HL2476	4.0		5
2000-05	Mitsubishi Eclipse Spyder For 2476 Top.	Side Tension Cables	CBL2476	0.5		1
<i>Original Topping for 2475C,2476C: 1996-05 Black, Tan Topline Sun-Fast Cloth with Black backing. 2003-05 Blue, Taupe Haartz Stayfast Cloth with Black backing; HL2475 and HL2476 headliners Black Velour Cloth.</i>						
2006-09	Mitsubishi Eclipse Spyder Headliner attaches with Velcro at bottom of glass. Made with OEM style die cut plastic pieces. Headliner not supplied.	Top with Heated Glass Window	2477C	6.0		15 (Dim. Wt.)*
2006-09	Mitsubishi Eclipse Spyder For 2477C Top. <i>Original Topping: Black and Medium Gray Topline Sun-Fast Cloth; HL2477 Headliner: Black Dane Cloth.</i>	Headliner	HL2477	4.0		4

MG

Years	Make/Model/Description	Product Type	Core Part #	Install Hrs.	Bow Ht.	Weight (lbs.)
1946-49	MG TC Fasteners included in box.	Top with 1 Plastic Window	21X0	6.0		7
1946-49	MG TC Same Top as 21X0 above made with 2 Plastic Windows.	Top with 1 Plastic Window	21X0D	6.0		7
1946-49	MG TC Set of 4 with sewn-in metal frames.	Side Curtain Covers	SC1X0	3.5		7

(Dim. Wt.)*.....Weight shown is actual weight. Air freight charges are based on higher Dimensional Weights

Years	Make/Model/Description	Product Type	Core Part #	Install Hrs.	Bow Ht.	Weight (lbs.)
1946-49	MG TC With Side Zippers. Fasteners included in box.	Tonneau Cover	11X0	3.0		7
1946-49	MG TC Specify Material and Color when ordering.	Tire Cover	TIRE			3
1946-55	MG TC, TD, TF (pair). Specify Material and Color when ordering.	Bow Straps	BSTC	1.0		1
1950-52	MG TD 2-Bow. Fasteners included in box.	Top with 1 Plastic Window	2100	6.0		7
1950-52	MG TD Set of 4 with sewn-in metal frames.	Side Curtain Covers	SC100	3.5		7
1953	MG TD 3-Bow.	Top with 1 Plastic Windows	2101	6.0		7
1953	MG TD Set of 4 with sewn-in metal frames.	Side Curtain Covers	SC101	3.5		7
1950-53	MG TD With Side Zippers. Fasteners included in box.	Tonneau Cover	1100	6.0		7
1946-55	MG TC, TD, TF (pair). Specify Topping & Color when ordering.	Bow Straps	BSTC	1.0		1
1954-55	MG TF and TF 1500 Fasteners included in box.	Top with 1 Plastic	2102	6.0		7
1954-55	MG TF and TF 1500 Set of 4 with sewn-in metal frames.	Side Curtain Covers	SC102	3.5		7
1954-55	MG TF and TF 1500 With Side Zippers. Fasteners included in box.	Tonneau Cover	1102	3.5		7
1950-55	MG TD and TF Disc Wheel. Specify Topping & Color when ordering.	Tire Cover	TIRE D			3
1950-55	MG TD and TF Wire Wheel. Specify Topping & Color when ordering.	Tire Cover	TIRE W			3
1946-55	MG TC, TD, TF (pair). Specify Material and Color when ordering.	Bow Straps	BSTC	1.0		1
<i>Original Topping for 21X0, 2100, 2101 and 2102: Tan Burbank Cotton Cloth.</i>						
MGA						
1956-60	MGA Roadster (For original style Top order 2109.) Fasteners included in box.	Top with 3 Plastic Windows	2107	4.0		7
1956-60	MGA Roadster Original style One Piece deck. No listing. Fasteners included in box.	Top with 3 Plastic Windows	2109	4.0		7
1956-60	MGA Roadster Short style. Fasteners included in box.	Tonneau Cover	1107	3.0		8

(Dim. Wt.)*.....Weight shown is actual weight. Air freight charges are based on higher Dimensional Weights

© Copyright 2011

Robbins Auto Top LLC • 321 Todd Court, Oxnard, CA 93030
USA. Tel 1-877-404-3200 • Fax: 1-805-604-3201 • www.robbsautotop.com

Years	Make/Model/Description	Product Type	Core Part #	Install Hrs.	Bow Ht.	Weight (lbs.)
1961-62	MGA MK II Roadster Fasteners included in box.	Top with 3 Plastic Windows	2177	4.0		7
1961-62	MGA MK II Roadster Short style. Fasteners included in box.	Tonneau Cover	1177	3.0		7

Original Topping for 2107, 2109, 2177: Black and Colors Everflex British vinyl.

MG Midget

1961-64	MG Midget MK I 4 English Tenax and other fasteners included in box.	Top with 3 Plastic Windows	2166	4.0		7
1962-64	MG Midget MK I With Side Zippers. Fasteners included in box.	Tonneau Cover	1166	3.0		6
1965-66	MG Midget, MK II Fits car with Roll-up windows. 2 English Tenax and other fasteners included in box.	Top with 3 Plastic Windows	2167	4.0		7
1965-66	MG Midget, MK II Fasteners included in box.	Tonneau Cover	1167	3.0		6
1965-66	MG Midget, MK II With two Original Style Flaps. Lift-the-Dot fasteners in two Flaps mount to studs in floor behind seats. Fasteners included in box.	Tonneau Cover	1167F	3.0		6
1967-69	MG Midget MK III Fits cars with permanent mount, folding top frame. 8 English Tenax and other fasteners included in box.	Top with 3 Plastic Windows	2167A	4.0		7
1967-69	MG Midget MK III With Side Zippers.	Tonneau Cover	1167A	3.0		6
1970-80	MG Midget MK III Velcro on quarters. Top folds with frame. 6 English Tenax and other fasteners included in box.	Top with 3 Plastic Windows	2168	4.0		7
1970-80	MG Midget MK III With Side Zippers. 6 English Tenax and other fasteners included in box.	Tonneau Cover with Headrest Pockets	1168H	3.0		6

Original Topping for 2166, 2167, 2167A, 2168: Black and Colors Everflex British vinyl.

MGB / MGC

1962-63	MGB Fits Early 1963. Fits cars with folding top frame. Fasteners included in box.	Top with 3 Plastic Windows	2188	4.0		8
1962-63	MGB With Side Zippers. Fasteners included in box.	Tonneau Cover	1188	3.0		7
1963-70	MGB, MGC Fits Late 1963. Stowaway Top frame. Fasteners installed in top at rear belt.	Top with 3 Plastic Windows	2188A	4.0		9
1963-70	MGB, MGC Same Top as 2188A above made with Non-Original Zipper Center Window.	Top with 3 Plastic Windows	2188AZ	4.0		9

(Dim. Wt.)*.....Weight shown is actual weight. Air freight charges are based on higher Dimensional Weights

Years	Make/Model/Description	Product Type	Core Part #	Install Hrs.	Bow Ht.	Weight (lbs.)
1963-70	MGB, MGC Fits Late 1963-70 folding top frame. Starting VIN/Car #: GHN 3L 19500. Original top frame color is grey. Fasteners included in box.	Top with 3 Plastic Windows	2189	4.0		9
1963-70	MGB, MGC Same Top as 2189 above made with Non-Original Zipper Center Window.	Top with 3 Plastic Windows	2189Z	4.0		9
1965-70	MGB, MGC With Side Zippers. Fasteners included in box.	Tonneau Cover	1189	3.0		7
1965-70	MGB, MGC With Side Zippers. Fasteners included in box.	Tonneau Cover with Headrest Pockets	1189H	3.0		7

Original Topping for 2188, 2188A, 2189: Black and colors Everflex British vinyl.

1971-76	MGB No Zipper. Fits folding top frame. Rear quarter fasteners installed. For top with zipper window, order 2191 below. Starting VIN: GHN 5U 223062G.	Top with 3 Plastic Windows	2190	4.0		8
1977-80	MGB Zipper Center Window. Rear quarter fasteners installed. Will also fit 1971-76 MGB. Additional fasteners included in box.	Top with 3 Plastic Windows	2191	4.0		9
1971-80	MGB With Side Zippers. Fasteners included in box.	Tonneau Cover	1190	3.0		7
1971-80	MGB With Side Zippers, with two Flaps. Lift-the-Dot fasteners in the two flaps mount to studs in the floor behind seats. Fasteners included in box.	Tonneau Cover	1190F	3.0		7
1971-80	MGB With Side Zippers. Fasteners included in box.	Tonneau Cover with Headrest Pockets	1190H	3.0		8
1971-80	MGB With Side Zippers and two Flaps Lift-the-Dot fasteners in each of the two flaps mount to studs in the floor behind seats. Fasteners included in box.	Tonneau Cover with Headrest Pockets	1190HF	3.0		7

Original Topping for 2190: Black and colors Everflex British vinyl. Original Topping for 2191: Black British Double Coated Vinyl.

MGB, MGTF (ROVER)

1996-98	MGB Front Top (No Ranguards) and Plastic Window Sections. Top has deck seams.	Combo Top	2192CPC	8.0		10
1998	MGB Front Top (No Ranguards) and Plastic Window Sections. Top has one-piece deck (No deck seams).	Combo Top	2193CPC	8.0		10

(Dim. Wt.)*.....Weight shown is actual weight. Air freight charges are based on higher Dimensional Weights

Years	Make/Model/Description	Product Type	Core Part #	Install Hrs.	Bow Ht.	Weight (lbs.)
1998-04	MGF Front Top with Rainguards and Plastic Window Sections. Top has one-piece deck (No deck seams). Rainguards are the only difference between 2193C and 2194C Front Top Sections.	Combo Top	2194CPC	8.0		10
1996-98	MGF With deck seams, No Rainguards.	Front Top Section	2192C	6.0		7
1998	MGF, MGTF One-piece deck, No Rainguards.	Front Top Section	2193C	6.0		7
1998-04	MGF, MGTF With Rainguards. One-piece deck (Same top as 2193C with Rainguard.)	Front Top Section	2194C	6.0		7
1996-04	MGF, MGTF For 2192, 2193 and 2194 tops. <i>CAUTION: 2192C and 2193C are not interchangeable, and some 1996-98 cars have had the later top and frame installed. Check the car to determine which top is needed before ordering. Order 2193 or 2194 if existing top has no deck seams.</i> <i>Original Topping: Black/Black and Beige/Black Haartz Stayfast Cloth.</i>	Green Plastic Window Section	PC2192	2.0		5

MORGAN

Years	Make/Model/Description	Product Type	Core Part #	Install Hrs.	Bow Ht.	Weight (lbs.)
1954-56	Morgan Fits 2 Passenger car with side curtains.	Tonneau Cover	1289	3.0		7
1959-65	Morgan Fits 2 Passenger car with side curtains.	Tonneau Cover	1291	3.0		7
1966-On	Morgan Drophead Coupe With Side Zippers. 4 Passenger, solid window frame Will not fit "Plus-Four" models. <i>NOTE: We only offer Tonneau Covers for Morgan. Tops not offered.</i> <i>Original Topping for 1289, 1290, 1292: Black and colors Everflex British Vinyl.</i>	Tonneau Cover	1292	3.0		7

MORRIS MINOR

Years	Make/Model/Description	Product Type	Core Part #	Install Hrs.	Bow Ht.	Weight (lbs.)
1957-69	Morris Minor 1000 Convertible	Top with 1 Plastic Window	2113	8.0		7
	<i>Original Topping for 2113: Black and colors Everflex British Vinyl.</i>					

(Dim. Wt.)*.....Weight shown is actual weight. Air freight charges are based on higher Dimensional Weights

NASH

Years	Make/Model/Description	Product Type	Core Part #	Install Hrs.	Bow Ht.	Weight (lbs.)
1954-58	Nash Metropolitan	Top with 1 Plastic Window.	2500	6.0		7
1959-60	Nash Metropolitan	Top with 3 Plastic Windows.	2501	6.0		7

NOTE: 2500 and 2501 are interchangeable.

Original Topping for 2500, 2501: Black/Black 100% Cotton Cloth; (GM) White Double Texture Vinyl.

NISSAN

Years	Make/Model/Description	Product Type	Core Part #	Install Hrs.	Bow Ht.	Weight (lbs.)
1992-94	Nissan 240SX Front Top Section Only. No rear extrusion. Must use rear bow tack strip insert (supplied in box) to install.	Front Top Section	2130C	6.0		7
1992-94	Nissan 240SX Plastic Window Section Only for 2130C Top. Made with original style plastic extrusion into which original steel stiffener rod from old Plastic Window must be inserted. Top must be completely removed to install PC2130.	Plastic Window Section	PC2130	2.0		5
1992-94	Nissan 240SX Headliner for 2130C Top. Made as original with plastic extrusions.	Headliner	HL2130	3.0		6
1993-96	Nissan 300ZX Top with 3 Plastic Windows. Piping around windows as original. No guarantee against water leakage or damage caused by top frame.	Top with 3 Plastic Windows	2140C	6.0		7

Original Topping for 2130C, PC2130 and 2140C: Black/Black Haartz Stayfast Cloth; HL2130: Black Velour cloth.

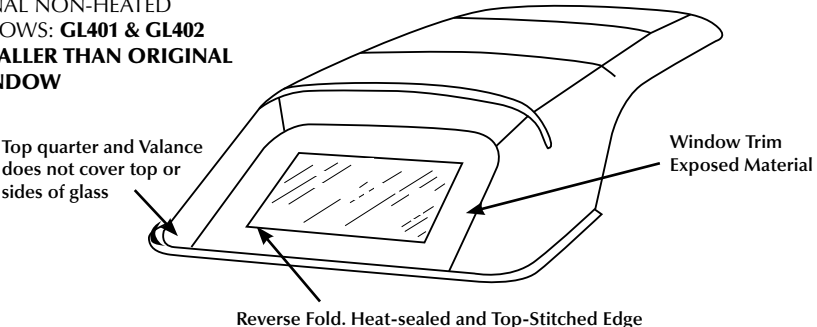
2004-09	Nissan 350Z No black bezel around glass. Made with original style die-cut plastic retainers and reinforcement pieces. No rear Velcro pad-strip (Nissan eliminated this in later models).	Top with Heated Glass Window	2150	6.0		17 (Dim. Wt.)*
---------	---	------------------------------	------	-----	--	-------------------

Note: Must replace front elastic bow straps with new revised straps included in box.

WARNING: Nissan has issued multiple TSB's (Technical Service Bulletins) to address known issues with 350Z convertible tops. Robbins is not responsible for problems resulting from vehicle design flaws. Here are some of the TSB numbers: NTB03-104A, NTB03-122, NTB03-121, NTB03-120, NTB08-100. (TSB # NTB08-100 regarding "Top does not fully open" calls for replacing elastic bow straps. In our experience this has not fixed the problem. We have observed this problem most frequently in 2004 models, for which we have developed 'secondary elastic straps' to prevent. In most cases these help, but may not prevent the problem in all cases.)

Original Topping for 2150: Black/Black Japanese Twill Grain Vinyl (similar to HV BKB vinyl).

(Dim. Wt.)*.....Weight shown is actual weight. Air freight charges are based on higher Dimensional Weights

Years	Make/Model/Description	Product Type	Core Part #	Install Hrs.	Bow Ht.	Weight (lbs.)
FULL-SIZE 1955-70						
<i>NOTE: Pre-1984 Oldsmobile Tops made in Black and White KV Grain Vinyl will be finished with Original Style Crush Grain Binding, and supplied with Crush Grain Wire-On. Tops made in all other KV colors will be made with KV Grain Binding and KV Grain Wire-On</i>						
1959-60	Oldsmobile 88, 98	Front Top Section	7505	7.0	23	11
1959-60	Oldsmobile 88, 98 For 7505 Top. Zipper, No bottom color trim.	Plastic Window Section	PC7505	2.0		5
1961-64	Oldsmobile 88, 98 No cable sleeves. Cable sleeves can be added for an additional charge. White trace line aligns to bottom of Tack rail.	Front Top Section	7506	7.0	25	10
1961-64	Oldsmobile 88, 98 For 7506 Top. Zipper, No bottom color trim.	Plastic Window Section	PC7506	2.0		4
1959-64	Oldsmobile 88, 98 For 7505 and 7506 Tops. GL402 has Zipper and must be unzipped before lowering Top. Trimmer may have to build a deeper well to accommodate Glass	Non-Original Non-Heated Clear Glass Window	GL402	2.5		15 (Dim. Wt.)*
<i>NOTE: Glass is smaller than original Plastic Window and has exposed color trim.</i>						
<p>NON-ORIGINAL NON-HEATED GLASS WINDOWS: GL401 & GL402 GLASS IS SMALLER THAN ORIGINAL PLASTIC WINDOW</p> 						
1965-70	Oldsmobile Delta 88, Starfire Front Top and Plastic Window Sections, with Zipper. White trace line aligns to bottom of Tack rail.	Combo Top	7507PC	8.0	27 1/2	14
1965-66	Oldsmobile Delta 88, Starfire Front Top and Non-Heated Glass Window Sections, with Zipper. White trace line aligns to bottom of Tack rail. Will fit 1967-70 models.	Combo Top	7507T5	8.0	27 1/2	29 (Dim. Wt.)*
1967-70	Oldsmobile Delta 88, Starfire Front Top and Non-Heated Glass Window Sections, No Zipper. White trace line aligns to bottom of Tack rail. Will fit 1965-1066 models.	Combo Top	7507T7	8.0	27 1/2	28
1965-70	Oldsmobile Delta 88, Starfire White trace line aligns to bottom of Tack rail.	Front Top Section	7507	6.0	27 1/2	11
1965-70	Oldsmobile 98	Front Top Section	7608	6.0	27 1/2	11
1965-70	Oldsmobile Delta 88, Starfire, 98 For 7507PC Combo and 7507, 7608 Tops. Zipper, No bottom color trim.	Plastic Window Section	PC7507	2.0		5

(Dim. Wt.)*.....Weight shown is actual weight. Air freight charges are based on higher Dimensional Weights

Years	Make/Model/Description	Product Type	Core Part #	Install Hrs.	Bow Ht.	Weight (lbs.)
1965-66	Oldsmobile Delta 88, Starfire, 98 For 7507T5, Combo and 7507, 7608 Tops; with Zipper. Will fit 1967-1970 models.	Non-Heated Glass Window Section	TN465	2.0		19 (Dim. Wt.)*
1967-70	Oldsmobile Delta 88, Starfire, 98 For 7507T7 Combo and 7507, 7608 Tops; No Zipper. Will fit 1965-1966 models.	Non-Heated Glass Window Section	TN467	2.0		18 (Dim. Wt.)*
<i>NOTE: TN465 and TN467 are interchangeable.</i>						
1965-72	Oldsmobile Delta 88, Starfire, 98 Original Style Tapered, for 7507PC, 7507T5, 7507T7 Combo and 7507, 7608 Tops.	Top Pads	PD6572	2.0		4
1965-70	Oldsmobile Delta 88, Starfire For 7507PC, 7507T5, 7507T7 Combo and 7507 Tops, (pair).	Side Tension Cables	CBL7507	0.5		1
1965-70	Oldsmobile 98 For 7608 Top, (pair).	Side Tension Cables	CBL7607	0.5		1
<i>Original Topping for 7505, 7506, 7507, 7608: Black/Black, GM White/Black (and other discontinued colors) Double Texture Vinyl. Some discontinued GM colors we offer in Single Texture Vinyl: Buckskin, Dark Tan, Saddle, Tan, etc.</i>						

FULL-SIZE 1971-76

1971-76	Oldsmobile Delta 88 Royale, Starfire, 98 Front Top and Plastic Window Sections; for "Scissor Top" frame. Original style Talon brass zipper. Window section has buckram pads to reduce abrasion from top frame. White trace line aligns to bottom of Tack rail.	Combo Top	7509PC	9.0		16
1971-76	Oldsmobile Delta 88 Royale, Starfire, 98 Front Top and Non-Heated Glass Window Sections; for "Scissor Top" frame. Original style Talon brass zipper. Window section has buckram pads to reduce abrasion from top frame. White trace line aligns to bottom of Tack rail.	Combo Top	7509TN	9.0		29 (Dim. Wt.)*
1971-76	Oldsmobile Delta 88 Royale, Starfire, 98 Front Top and HD409 Heated Glass Window Sections; for "Scissor Top" frame. Original style Talon brass zipper. Window section has buckram pads to reduce abrasion from top frame. White trace line aligns to bottom of Tack rail.	Combo Top	7509HD	9.0		29 (Dim. Wt.)*
1971-76	Oldsmobile Delta 88 Royale, Starfire, 98 For "Scissor Top" frame. Made with original Talon brass half zipper to zip to glass or Plastic Windows. White trace line aligns to bottom of Tack rail.	Front Top Section	7509	7.0		10
1971-76	Oldsmobile Delta 88 Royale, Starfire, 98 For 7509PC and 7509 Tops. Bottom color trim. Original style Talon brass zipper. Buckram pads to reduce abrasion from top frame.	Plastic Window Section	PC7509	2.0		7
1971-76	Oldsmobile Delta 88 Royale, Starfire, 98 For 7509TN Combo and 7509 Tops. Original style Talon brass zipper. Buckram pads to reduce abrasion from top frame.	Non-Heated Glass Window Section	TN409	2.0		20 (Dim. Wt.)*

(Dim. Wt.)*.....Weight shown is actual weight. Air freight charges are based on higher Dimensional Weights

Years	Make/Model/Description	Product Type	Core Part #	Install Hrs.	Bow Ht.	Weight (lbs.)
1971-76	Oldsmobile Delta 88 Royale, Starfire, 98 For 7509HD Combo and 7509 Tops. Original style Talon brass zipper. Buckram pads to reduce abrasion from top frame.	Heated Glass Window Section	HD409	2.0		20 (Dim. Wt.)*
<i>CAUTION: Must Reuse old Link Arms and Brackets with TN409 and HD409 Glass Window Sections Failure to properly install these parts will cause glass to break.</i>						
1971	Oldsmobile Delta 88 Royale, Starfire, 98 Original Short Style, for 7509PC 7509TN, 7509HD Combo Tops and 7509 Top, left and right (pair)	Side Tension Cables	CBL750	0.5		1
1972-76	Oldsmobile Delta 88 Royale, Starfire, 98 Original Long Style, for 7509PC 7509TN, 7509HD Combo Tops and 7509 Top, left and right (pair)	Side Tension Cables	CBL7509	0.5		1
1971-76	Oldsmobile Delta 88 Royale, Starfire, 98 Black original style, for 7509PC 7509TN, 7509HD Combo Tops and PC7509, TN409 and HD 409 Window Sections.	Well Liner	WB7509	1.5		3
<i>NOTE: Due to declining demand we have discontinued Arms, Brackets, Guides and Bushings for 71-76 GM (scissor) top.</i>						
<i>Original Topping for 7509: Black/Black, GM White/Black (and other discontinued colors) Standard (KV) Grain Double Texture Vinyl. Some discontinued GM colors we offer in Single Texture Vinyl: Buckskin, Dark Tan, Saddle, Tan, etc.</i>						

MIDSIZE 1962-1972

1962-63	Oldsmobile F85, Cutlass White trace line aligns to bottom of Tack rail.	Front Top Section	7301	6.0	21 3/4	9
1962-63	Oldsmobile F85, Cutlass For 7301 Top. Zipper, No bottom color trim.	Plastic Window Section	PC7301	2.0		4
1964-65	Oldsmobile F85, Cutlass	Front Top Section	7302	6.0	20 1/2	10
1964-65	Oldsmobile F85, Cutlass For 7302 Top. Zipper, No bottom color trim.	Plastic Window Section	PC7302	2.0		4
1966-67	Oldsmobile F85, Cutlass, 442 White trace line aligns to bottom of Tack rail.	Front Top Section	7303	6.0	22	9
1966-67	Oldsmobile F85, Cutlass, 442 For 7303 Top. Zipper, No bottom color trim.	Plastic Window Section	PC7303	2.0		4
1962-67	Oldsmobile F85, Cutlass, 442 For 7301, 7302 and 7303 Tops. GL401 has a zipper and must be unzipped before lowering top. Trimmer may have to build a deeper well to accommodate Glass.	Non-Original Non-Heated Glass Window	GL401	2.5		15 (Dim. Wt.)*
<i>NOTE: Glass is smaller than original Plastic Window and has exposed color trim. See Diagram on page xx</i>						
1965-72	Oldsmobile F85, Cutlass, 442 Original Style Tapered, for 7303 Top.	Top Pads	PD6572	2.0		5
1966-67	Oldsmobile F85, Cutlass, 442 For 7303 Top (pair).	Side Tension Cables	CBL7303	0.5		1

(Dim. Wt.)*.....Weight shown is actual weight. Air freight charges are based on higher Dimensional Weights

Years	Make/Model/Description	Product Type	Core Part #	Install Hrs.	Bow Ht.	Weight (lbs.)
1968-72	Oldsmobile F85, Cutlass, 442 Front Top and Plastic Window Sections. Fits cars with Fixed rear bow. White trace line aligns to bottom of Tack rail.	Combo Top	7304PC	8.0	20 3/4	13
1968-72	Oldsmobile F85, Cutlass, 442 Front Top and Plastic Window Sections. Fits rare models with Floating Rear Bow. White trace line aligns to bottom of Tack rail.	Combo Top	7304APC	8.0	20 3/4	13
1968-72	Oldsmobile F85, Cutlass, 442 Front Top and Non-Heated Glass Window Sections. Fits cars with Fixed rear bow. White trace line aligns to bottom of Tack rail.	Combo Top	7304TN	8.0	20 3/4	25 (Dim. Wt.)*
1968-72	Oldsmobile F85, Cutlass, 442 Top and Non-Heated Glass Window Section. Fits rare models with Floating Rear Bow. White trace line aligns to bottom of Tack rail.	Combo Top	7304ATN	8.0	20 3/4	25 (Dim. Wt.)*
1968-72	Oldsmobile F85, Cutlass, 442 Fits cars with Fixed rear bow. White trace line aligns to bottom of Tack rail.	Front Top Section	7304	6.0	20 3/4	10
1968-72	Oldsmobile F85, Cutlass, 442 Fits rare models with Floating Rear Bow. White trace line aligns to bottom of Tack rail.	Front Top Section	7304A	6.0	20 3/4	10
1968-72	Oldsmobile F85, Cutlass, 442 For 7304PC, 7304APC Combo and 7304, 7304A Tops. No Zipper, No bottom color trim.	Plastic Window Section	PC7304	2.0		5
1968-72	Oldsmobile F85, Cutlass, 442 For 7304TN, 7304ATN Combo and 7304, 7304A Tops. No Zipper.	Non-Heated Glass Window Section	TN404	2.0		16 (Dim. Wt.)*
1968-72	Oldsmobile F85, Cutlass, 442 For 7304PC, 7304APC, 7304TN, 7304ATN Combo and 7304, 7304A Tops; and PC7304 and TN404 Window Sections.	Well Liner	WB7304	1.5		4
1965-72	Oldsmobile F85, Cutlass, 442 Original Style Tapered, 7304PC, 7304APC, 7304TN, 7304ATN Combo Tops and 7304, 7304A Tops.	Top Pads	PD6572	2.0		4
1968-72	Oldsmobile F85, Cutlass, 442 For 7304PC, 7304APC, 7304TN, 7304ATN Combo and 7304 and 7304A Tops (pair).	Side Tension Cables	CBL7304	0.5		1

Original Topping for 7301, 7302, 7303, 7304: Black/Black, GM White/Black (and other discontinued colors) Double Texture Vinyl. Some of these discontinued GM colors we offer in Single Texture Vinyl: Buckskin, Dark Tan, Saddle, Tan, etc.

CIERA, Hess & Eisenhardt

1984-86	Oldsmobile Ciera Look for Hess & Eisenhardt nameplate on Driver's door or trunk lid. Glass Window not available. Headliner not supplied.	Front Top Section	7315	6.0	18 1/2	10
1984-86	Oldsmobile Ciera For 7315 Top. No Zipper, bottom color trim.	Non-Original Plastic Window Section	PC7315	2.0		5

Original Topping for 7315: Black/Black, White/Black and discontinued colors Standard (KV) Grain Double Texture Vinyl.

(Dim. Wt.)*.....Weight shown is actual weight. Air freight charges are based on higher Dimensional Weights

Years	Make/Model/Description	Product Type	Core Part #	Install Hrs.	Bow Ht.	Weight (lbs.)
CUTLASS, Cars & Concepts						
1991-95	Oldsmobile Cutlass Supreme Cars & Concepts. Look for nameplate on Driver's door. White trace line aligns to bottom of Tack rail. Window Section and Headliner not offered. <i>Original Topping for 7305: Black/Black and Bright White/Black Standard (KV) Grain Double Texture Vinyl.</i>	Front Top Section	7305	6.0		9

OPEL

Years	Make/Model/Description	Product Type	Core Part #	Install Hrs.	Bow Ht.	Weight (lbs.)
1986-93	Opel Kadett E, Astra, Monza With 5 loops to attach boot.	Top, No Window	2849	8.0		9
1986-93	Opel Kadett E, Astra, Monza With 6 loops to attach boot. <i>2849 and 2850 Tops fit to factory glass window. 2849 and 2850 Tops made with original style heat-sealed quarters, sewn-in cables, and gray cloth window lining to closely match headliner. Note: Production of 2849 and 2850 models ended in May 1993. Headliner not supplied. (2849 and 2850 Tops do Not fit second generation models produced June 1993-99.</i> <i>Original Topping for 2849 and 2850: Black, Blue, Gray, Tan, White colors Diamond grain vinyl (similar to KV Standard (KV) Grain Vinyl).</i>	Top, No Window	2850	8.0		9
2001-05	Opel Astra, Holden Vauxhall Made with original style plastic retainers. <i>Original Topping for 2852C: Black, Dark Blue, Dark Cherry, Euro Green Haartz Twillfast Cloth with Black Dobby Backing.</i>	Top with Heated Glass Window	2852C	8.0		18 (Dim. Wt.)*

PEUGEOT

Years	Make/Model/Description	Product Type	Core Part #	Install Hrs.	Bow Ht.	Weight (lbs.)
1967-75	Peugeot 204, 304	Top with 1 Plastic Window	2704	6.0		8
1969-83	Peugeot 504 <i>Original Topping for 2704 and 2705: Black cotton cloth.</i>	Top with 1 Plastic Window.	2705	8.0		11
1984-92	Peugeot 205 Front Top and Plastic Window Sections. Made with embossed heatsealed quarters and original style rubber extrusions. Headliner not supplied.	Combo Top	2706W	8.0		11
1984-92	Peugeot 205 Combo Top same as 2706W above, with original style white lining in the Plastic Window Section. Headliner not supplied.	Combo Top	2706WL	8.0		11
1984-92	Peugeot 205 Made with embossed heatsealed quarters and original style rubber extrusion.	Front Top Section	2706	6.0		6
1984-92	Peugeot 205 For 2706W Combo and 2706 Tops. Made with zipper and two original style extrusions	Plastic Window Section	PC2706	2.0		5

(Dim. Wt.)*.....Weight shown is actual weight. Air freight charges are based on higher Dimensional Weights

Years	Make/Model/Description	Product Type	Core Part #	Install Hrs.	Bow Ht.	Weight (lbs.)
1984-92	Peugeot 205 For 2706WL Combo and 2706 Tops, with original style white lining. Made with zipper and two original style extrusions.	Plastic Window Section	PC2706L	2.0		6
1984-92	Peugeot 205 For 2706W, 2706WL Combo and 2706 Tops.	Headliner	HL2706	3.0		6
<i>Original Topping for 2706, PC2706 and PC2706L: Black and colors Peugeot Grain Vinyl (similar to KV Standard (KV) Grain vinyl). HL2706 Headliner: Gray vinyl.</i>						
1994-04	Peugeot 306 (No zipper). Made with cloth binding. Fits Manual and Power top frame models. Headliner not supplied.	Top with 1 Green Plastic Window	2707C	8.0		8 (Dim. Wt.)*
1994-04	Peugeot 306 For 2707C Top. Manual top frame only.	Headliner	HL2707	3.0		6
<i>Original Topping for 2707C: Black/Black Haartz Stayfast Cloth; HL2707 Headliner: Black Vinyl.</i>						

PLYMOUTH

Years	Make/Model/Description	Product Type	Core Part #	Install Hrs.	Bow Ht.	Weight (lbs.)
1963-64	Plymouth Valiant, Signet	Front Top Section	5100	7.0	25 3/4	9
1963-64	Plymouth Valiant, Signet For 5100 Top. Zipper, No bottom color trim.	Plastic Window Section	PC5100	2.0		5
1965-66	Plymouth Valiant	Front Top Section	5102	7.0	24 1/2	9
1965-66	Plymouth Valiant For 5102 Top. Zipper, No bottom color trim.	Plastic Window Section	PC5102	2.0		5
1965-66	Plymouth Fury	Front Top Section	5506	7.0	27 1/2	10
1965-66	Plymouth Fury For 5506 Top. Zipper, No bottom color trim.	Plastic Window Section	PC5506	2.0		5
1966	Plymouth Belvedere, Satellite	Front Top Section	5507	7.0	27	10
1966	Plymouth Belvedere, Satellite For 5507 Top. Zipper, No bottom color trim.	Plastic Window Section	PC5507	2.0		5
1967-68	Plymouth Fury	Top	5508	7.0	29 1/2	10
1967-68	Plymouth Fury For 5508 Top. Zipper, No bottom color trim.	Plastic Window Section	PC5508	2.0		5
1967-68	Plymouth Fury For 5508 Top.	Non-Heated Glass Window Section	TN151	2.0		16 (Dim. Wt.)*
1967-70	Plymouth Belvedere, GTX, Satellite, Roadrunner	Front Top Section	5509	7.0	23 1/4	10
1967-70	Plymouth Belvedere, GTX, Satellite, Roadrunner For 5509 Top. Zipper, bottom color trim.	Plastic Window Section	PC5509	2.0		5
1967-70	Plymouth Belvedere, GTX, Satellite, Roadrunner For 5509 Top, with Zipper.	Non-Heated Glass Window Section	TN152	2.0		14 (Dim. Wt.)*

(Dim. Wt.)*.....Weight shown is actual weight. Air freight charges are based on higher Dimensional Weights

© Copyright 2011

Robbins Auto Top LLC • 321 Todd Court, Oxnard, CA 93030
USA. Tel 1-877-404-3200 • Fax: 1-805-604-3201 • www.robbinsautotop.com

Years	Make/Model/Description	Product Type	Core Part #	Install Hrs.	Bow Ht.	Weight (lbs.)
1967-69	Plymouth Barracuda	Front Top Section	5301	6.0	26 1/4	9
1967-69	Plymouth Barracuda For 5301 Top. Zipper, No bottom color trim.	Non-Original Plastic Window Section	PC5301	2.0		5
1967-69	Plymouth Barracuda For 5301 Top, with Zipper. (Smaller than original glass window.)	Non-Heated Glass Window Section	TN131	2.0		14 (Dim. Wt.)*
1970-71	Plymouth Barracuda	Front Top Section	5302	6.0	22 1/2	9
1970-71	Plymouth Barracuda For 5302 Top. Zipper, bottom color trim.	Plastic Window Section	PC5302	2.0		5
1970-71	Plymouth Barracuda For 5302 Top, with Zipper.	Non-Heated Glass Window Section	TN132	2.0		14 (Dim. Wt.)*
1969-70	Plymouth Fury	Front Top Section	5510	7.0	33 1/4	10
1969-70	Plymouth Fury For 5510 Top. Zipper, bottom color trim.	Plastic Window Section	PC5510	2.0		5
1969-70	Plymouth Fury For 5510 Top. Zipper.	Non-Heated Glass Window Section	TN153	2.0		16 (Dim. Wt.)*

Original Topping for 5100, 5101, 5301, 5302, 5508, 5509 & 5510. 1967-Black, White, and colors, Standard (KV) Grain Double Texture Vinyl. 1968-71 Black, White (and other discontinued colors), Chrysler Crush Grain Double Texture Vinyl.

PONTIAC

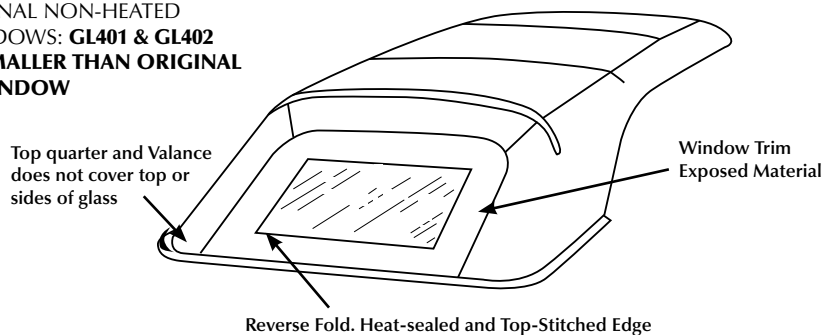
Years	Make/Model/Description	Product Type	Core Part #	Install Hrs.	Bow Ht.	Weight (lbs.)
FULL-SIZE 1955-1970						
<i>NOTE: Pre-1983 Pontiac Tops made in Black and White KV Grain Vinyl will be finished with Original Style Crush Grain Binding, and supplied with Crush Grain Wire-On. Tops made in all other KV colors will be made with KV Grain Binding and KV Grain Wire-On.</i>						
1955-57	Pontiac Bonneville, Starchief White trace line aligns to bottom of Tack rail.	Front Top Section	7502	7.0	20 1/2	10
1955-57	Pontiac Bonneville, Starchief For 7502 Top. Original style horseshoe zipper, No bottom color trim.	Plastic Window Section	PC7502	2.0		6
1958	Pontiac Bonneville, Chieftain White trace line aligns to bottom of Tack rail.	Front Top Section	7504	7.0	23	11
1958	Pontiac Bonneville, Chieftain For 7504 Top. Original style horseshoe zipper, No bottom color trim.	Plastic Window Section	PC7504	2.0		5
1959-60	Pontiac Bonneville, Catalina	Front Top Section	7505	7.0	23	11
1959-60	Pontiac Bonneville, Catalina For 7505 Top. Zipper, No bottom color trim.	Plastic Window Section	PC7505	2.0		5

(Dim. Wt.)*.....Weight shown is actual weight. Air freight charges are based on higher Dimensional Weights

Years	Make/Model/Description	Product Type	Core Part #	Install Hrs.	Bow Ht.	Weight (lbs.)
1961-64	Pontiac Bonneville, Catalina No cable sleeves. Cable sleeves can be added for an additional charge. White trace line aligns to bottom of Tack rail.	Front Top Section	7506	7.0	25	10
1961-64	Pontiac Bonneville, Catalina For 7506 Top. Zipper, No bottom color trim.	Plastic Window Section	PC7506	2.0		4
1959-64	Pontiac Bonneville, Catalina For 7505 and 7506 Tops. GL402 has Zipper and must be unzipped before lowering Top. Trimmer may have to build a deeper well to accommodate Glass	Non-Original Non-Heated Clear Glass Window	GL402	2.5		15 (Dim. Wt.)*

NOTE: Glass is smaller than original Plastic Window and has exposed color trim. GL401, GL402

NON-ORIGINAL NON-HEATED
GLASS WINDOWS: **GL401 & GL402**
GLASS IS SMALLER THAN ORIGINAL
PLASTIC WINDOW



1965-70	Pontiac Bonneville, Catalina, Grand Prix, Parisienne. Front Top and Plastic Window Sections, with Zipper. White trace line aligns to bottom of Tack rail.	Combo Top	7507PC	8.0	27 1/2	14
1965-66	Pontiac Bonneville, Catalina, Grand Prix, Parisienne. Front Top and Non-Heated Glass Window Sections, with Zipper. White trace line aligns to bottom of Tack rail. Will fit 1967-1970 models.	Combo Top	7507T5	8.0	27 1/2	29 (Dim. Wt.)*
1967-70	Pontiac Bonneville, Catalina, Grand Prix, Parisienne. Front Top and Non-Heated Glass Window Sections, No Zipper. White trace line aligns to bottom of Tack rail. Will fit 1967-1970 models.	Combo Top	7507T7	8.0	27 1/2	28 (Dim. Wt.)*
1965-70	Pontiac Bonneville, Catalina, Grand Prix, Parisienne. White trace line aligns to bottom of Tack rail.	Front Top Section	7507	6.0	27 1/2	11
1965-70	Pontiac Bonneville, Catalina, Grand Prix, Parisienne. For 7507 PC Combo and 7507 Top. Zipper, No bottom color trim.	Plastic Window Section	PC7507	2.0		5
1965-70	Pontiac Bonneville, Catalina, Grand Prix, Parisienne. For 7507T5 Combo and 7507 Tops; with Zipper. Will fit 1967-1970 models.	Non-Heated Glass Window Section	TN465	2.0		19 (Dim. Wt.)*
1965-70	Pontiac Bonneville, Catalina, Grand Prix, Parisienne. For 7507T7 Combo and 7507 Tops; No Zipper. Will fit 1965-1966 models.	Non-Heated Glass Window Section	TN467	2.0		18 (Dim. Wt.)*

Note: TN465 and TN467 are interchangeable.

(Dim. Wt.)*.....Weight shown is actual weight. Air freight charges are based on higher Dimensional Weights

Years	Make/Model/Description	Product Type	Core Part #	Install Hrs.	Bow Ht.	Weight (lbs.)
1965-72	Pontiac Bonneville, Catalina, Grand Prix, Parisienne. Original Style Tapered, for 7507PC, 7507T5, 7507T7 Combo and 7507 Tops.	Top Pads	PD6572	2.0		4
1965-70	Pontiac Bonneville, Catalina, Grand Prix, Parisienne. For 7507PC, 7507T5, 7507T7 Combo and 7507 Tops, (pair).	Side Tension Cables	CBL7507	0.5		1
<i>Original Topping for 7505, 7506, 7507, 7607: Black/Black, GM White/Black (and other discontinued colors) Double Texture Vinyl. Some discontinued GM colors we offer in Single Texture Vinyl: Buckskin, Dark Tan, Saddle, Tan, etc.</i>						
1971-76	Pontiac Catalina, Grandville, Brougham Front Top and Plastic Window Sections; for "Scissor Top" frame. Original style Talon brass zipper. Window section has buckram pads to reduce abrasion from top frame. White trace line aligns to bottom of Tack rail.	Combo Top	7509PC	9.0		16
1971-76	Pontiac Catalina, Grandville, Brougham Front Top and Non-Heated Glass Window Sections; for "Scissor Top" frame. Original style Talon brass zipper. Window section has buckram pads to reduce abrasion from top frame. White trace line aligns to bottom of Tack rail.	Combo Top	7509TN	9.0		29 (Dim. Wt.)*
1971-76	Pontiac Catalina, Grandville, Brougham Front Top and Heated Glass Window Sections; for "Scissor Top" frame. Original style Talon brass zipper. Window section has buckram pads to reduce abrasion from top frame. White trace line aligns to bottom of Tack rail.	Combo Top	7509HD	9.0		29 (Dim. Wt.)*
1971-76	Pontiac Catalina, Grandville, Brougham "Scissor Top" frame. Made with original style Talon brass 1/2 zipper to zip into glass or Plastic Windows. White trace line aligns to bottom of Tack rail.	Front Top Section	7509	7.0		10
1971-76	Pontiac Catalina, Grandville, Brougham Front Top and Plastic Window Sections; for "Scissor Top" frame. Original style Talon brass zipper. Window section has buckram pads to reduce abrasion from top frame. White trace line aligns to bottom of Tack rail.	Plastic Window Section	PC7509	2.0		7
1971-76	Pontiac Catalina, Grandville, Brougham For 7509TN Combo and 7509 Tops. Original style Talon brass zipper. Buckram pads to reduce abrasion from top frame.	Non-Heated Glass Window Section	TN409	2.0		20 (Dim. Wt.)*
1971-76	Pontiac Catalina, Grandville, Brougham For 7509HD Combo and 7509 Tops. Original style Talon brass zipper. Buckram pads to reduce abrasion from top frame.	Heated Glass Window Section	HD409	2.0		20 (Dim. Wt.)*
<i>CAUTION: Must Reuse old Link Arms and Brackets with TN409 and HD409 Glass Window Sections Failure to properly install these parts will cause glass to break.</i>						
1971	Pontiac Catalina, Grandville, Brougham Original Short Style, for 7509PC 7509TN, 7509HD Combo Tops and 7509 Top, left and right (pair)	Side Tension Cables	CBL750	0.5		1
1972-76	Pontiac Catalina, Grandville, Brougham Original Long Style, for 7509PC 7509TN, 7509HD Combo Tops and 7509 Top, left and right (pair)	Side Tension Cables	CBL7509	0.5		1

(Dim. Wt.)*.....Weight shown is actual weight. Air freight charges are based on higher Dimensional Weights

Years	Make/Model/Description	Product Type	Core Part #	Install Hrs.	Bow Ht.	Weight (lbs.)
1971-76	Pontiac Catalina, Grandville, Brougham Black original style, for 7509PC 7509TN, 7509HD Combo Tops and PC7509, TN409 and HD 409 Window Sections.	Well Liner	WB7509	1.5		3
<p><i>NOTE: Due to declining demand we have discontinued Arms, Brackets, Guides and Bushings for 71-76 GM (scissor) top.</i></p> <p><i>Original Topping for 7505, 7506, 7507, 7607: Black/Black, GM White/Black (and other discontinued colors) Double Texture Vinyl. Some discontinued GM colors we offer in Single Texture Vinyl: Buckskin, Dark Tan, Saddle, Tan, etc.</i></p>						

MIDSIZE 1962-1972

1962-63	Pontiac LeMans, Tempest White trace line aligns to bottom of Tack rail.	Front Top Section	7301	6.0	21 3/4	9
1962-63	Pontiac LeMans, Tempest For 7301 Top. Zipper, No bottom color trim.	Plastic Window Section	PC7301	2.0		4
1964-65	Pontiac LeMans, Tempest, GTO	Front Top Section	7302	6.0	20 1/2	10
1964-65	Pontiac LeMans, Tempest, GTO For 7302 Top. Zipper, No bottom color trim.	Plastic Window Section	PC7302	2.0		4
1966-67	Pontiac LeMans, Tempest, GTO White trace line aligns to bottom of Tack rail.	Front Top Section	7303	6.0	22	9
1966-67	Pontiac LeMans, Tempest, GTO For 7303 Top. Zipper, No bottom color trim.	Plastic Window Section	PC7303	2.0		4
1962-67	Pontiac LeMans, Tempest, GTO	Non-Original Non-Heated Glass Window	GL401	2.5		15 (Dim. Wt.)*
<p><i>Non-Original Non-Heated Glass Window Section Only for 7301 , 7302 and 7303 Tops. GL401 has a zipper and must be unzipped before lowering top. Trimmer may have to build a deeper well to accommodate glass.</i></p> <p><i>NOTE: Glass is smaller than the original Plastic Window and has exposed color trim. See Diagram on page xx</i></p>						
1965-72	Pontiac LeMans, Tempest, GTO Original Style Tapered, for 7303 Top.	Top Pads	PD6572	2.0		4
1966-67	Pontiac LeMans, Tempest, GTO For 7303 Top (pair).	Side Tension Cables	CBL7303	0.5		1
1968-72	Pontiac LeMans, Tempest, GTO Front Top and Plastic Window Sections. Fits cars with Fixed rear bow. White trace line aligns to bottom of Tack rail.	Combo Top	7304PC	8.0	20 3/4	13
1968-72	Pontiac LeMans, Tempest, GTO Front Top and Plastic Window Sections. Fits rare models with Floating Rear Bow. White trace line aligns to bottom of Tack rail.	Combo Top	7304APC	8.0	20 3/4	13
1968-72	Pontiac LeMans, Tempest, GTO Front Top and Non-Heated Glass Window Sections. Fits cars with Fixed rear bow. White trace line aligns to bottom of Tack rail.	Combo Top	7304TN	8.0	20 3/4	25 (Dim. Wt.)*

(Dim. Wt.)*.....Weight shown is actual weight. Air freight charges are based on higher Dimensional Weights

Years	Make/Model/Description	Product Type	Core Part #	Install Hrs.	Bow Ht.	Weight (lbs.)
1968-72	Pontiac LeMans, Tempest, GTO Top and Non-Heated Glass Window Sections. Fits rare models with Floating Rear Bow. White trace line aligns to bottom of Tack rail.	Combo Top	7304ATN	8.0	20 3/4	25 (Dim. Wt.)*
1968-72	Pontiac LeMans, Tempest, GTO Fits cars with Fixed rear bow. White trace line aligns to bottom of Tack rail.	Front Top Section	7304	6.0	20 3/4	10
1968-72	Pontiac LeMans, Tempest, GTO Fits rare models with Floating Rear Bow. White trace line aligns to bottom of Tack rail.	Front Top Section	7304A	6.0	20 3/4	10
1968-72	Pontiac LeMans, Tempest, GTO For 7304PC, 7304APC Combo and 7304, 7304A Tops. No Zipper, No bottom color trim.	Plastic Window Section	PC7304	2.0		5
1968-72	Pontiac LeMans, Tempest, GTO For 7304TN, 7304ATN Combo and 7304, 7304A Tops. No Zipper.	Non-Heated Glass Window	TN404	2.0		16 (Dim. Wt.)*
1968-72	Pontiac LeMans, Tempest, GTO For 7304PC, 7304APC, 7304TN, 7304ATN Combo and 7304, 7304A Tops; and PC7304 and TN404 Window Sections.	Well Liner	WB7304	1.5		4
1965-72	Pontiac LeMans, Tempest, GTO Original Style Tapered, 7304PC, 7304APC, 7304TN, 7304ATN Combo Tops and 7304, 7304A Tops.	Top Pads	PD6572	2.0		4
1968-72	Pontiac LeMans, Tempest, GTO For 7304PC, 7304APC, 7304TN, 7304ATN Combo and 7304 and 7304A Tops (pair).	Side Tension Cables	CBL7304	0.5		1

Original Topping for 7301, 7302, 7303, 7304: Black/Black, GM White/Black (and other discontinued colors) other discontinued colors) Double Texture Vinyl. Some discontinued GM colors we offer in Single Texture Vinyl: Buckskin, Dark Tan, Saddle, Tan, etc.

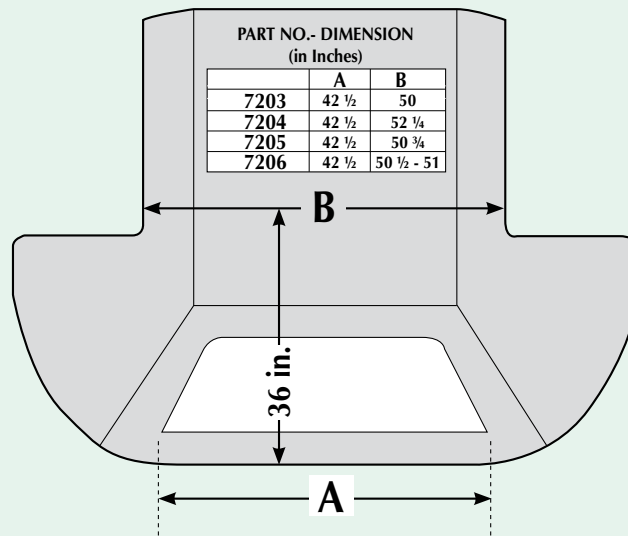
Firebird

1967-70	Pontiac Firebird Front Top and Plastic Window Sections, No Zipper. White trace line aligns to bottom of Tack rail.	Combo Top	7201PC	8.0	22 1/2	12
1967-70	Pontiac Firebird Front Top and Plastic Window Sections, with Zipper. White trace line aligns to bottom of Tack rail.	Combo Top	7201PZ	8.0	22 1/2	12
1967-70	Pontiac Firebird For use with PC7201 and PC7201Z Plastic Window Sections Only. White trace line aligns to bottom of Tack rail.	Front Top Section	7201	6.0	22 1/2	9
1967-70	Pontiac Firebird For 7201 Top. No Zipper. No bottom color trim.	Plastic Window Section	PC7201	2.0		4
1967-70	Pontiac Firebird For 7201 Top; with Zipper. No bottom color trim.	Plastic Window Section	PC7201Z	2.0		4
1967-70	Pontiac Firebird With Zipper, for Camaro. 7202GL requires use of WB7202 (Deep Well Liner). White trace line aligns to bottom of Tack rail.	Combo Top	7202GL	8.0	22 1/2	20 (Dim. Wt.)*

(Dim. Wt.)*.....Weight shown is actual weight. Air freight charges are based on higher Dimensional Weights

Years	Make/Model/Description	Product Type	Core Part #	Install Hrs.	Bow Ht.	Weight (lbs.)
1967-70	Pontiac Firebird For use with GL304 Folding Glass Window. White trace line aligns to bottom of Tack rail.	Top	7202	6.0	22 1/2	8
1967-70	Pontiac Firebird For 7202 Top. With zipper and Robbins Flex-Hinge®, U.S. Patent 4,799,727.	Non-Original Non-Heated Clear Folding Glass Window Section	GL304	2.5		13 (Dim. Wt.)*
<i>CAUTION: Must use WB7202 (below) with GL304 Glass Window, or glass or hinge may break.</i>						
1967-70	Pontiac Firebird To accommodate Non-Original GL304 folding Glass Window.	Deep Well	WB7202	1.5		3
1967-70	Pontiac Firebird For 7201PC, 7201PZ, 7202GL Combo and 7201, 7202 Tops, (pair).	Side Tension Cables	CBL721	0.5		1
<i>Original Topping for 7101, 7102, 7201, 7202: Black/Black, GM White/Black (and other discontinued colors) Standard (KV) Vinyl. Some of these discontinued GM colors we offer in Single Texture Vinyl: Buckskin, Dark Tan, Saddle, Tan, etc.</i>						

Firebird 1987-93



1987-88	Pontiac Firebird A.S.C. Order by Measurements Only, see diagram.	Top with 1 Plastic Window	7203**	6.0		9
1988-91	Pontiac Firebird A.S.C. Order by Measurements Only, see diagram.	Top with 1 Plastic Window	7204**	6.0		9
1990-92	Pontiac Firebird A.S.C. Order by Measurements Only, see diagram.	Top with 1 Plastic Window	7205**	6.0		10
1990-93	Pontiac Firebird A.S.C. Order by Measurements Only, see diagram.	Top with 1 Plastic Window	7206**	6.0		10
1993	Pontiac Firebird For 7203, 7204, 7205, 7206 Tops. Original style two piece with OEM style plastic extrusions.	Headliner	HL720	3.0		5

(Dim. Wt.)*.....Weight shown is actual weight. Air freight charges are based on higher Dimensional Weights

Years	Make/Model/Description	Product Type	Core Part #	Install Hrs.	Bow Ht.	Weight (lbs.)
1987-93	Pontiac Firebird For 7203, 7204, 7205, 7206 Tops, (pair). <i>DISCLAIMER: A.S.C. and General Motors made many changes to the Camaro convertible top and top frame. Some tops have elastic straps at the rear quarters, and others do not. The rear bow position has changed multiple times, and no records are available of when these changes were made. Top frame design problems can cause premature wear, cuts and holes in the rear quarters; and the lower rail can cut the topstitch at rear quarters. Robbins cannot be held responsible for damage to our products caused by the problems described above.</i> <i>Original Topping for 7203, 7204, 7205, and 7206: 1987-89 Camaro: Black/Black Standard (KV) Grain Double Texture Vinyl. Black Haartz Stayfast Cloth with Black backing. 1990-93 Camaro: Black/Black Stayfast Cloth. HL720 Headliner: Black Velour Cloth</i>	Side Tension Cables	CBL723	0.5		1
1994-02	Pontiac Firebird Front Top and Heated Glass Window Sections, A.S.C. No seam across rear bow. Elastic strap through reinforcement above rear window, to sew to pads as original. White trace line aligns to bottom of Tack rail.	Combo Top	7210HD	8	23 1/4	18 (Dim. Wt.)*
1994-02	Pontiac Firebird A.S.C. No seam across rear bow. Elastic strap through reinforcement above rear window, to sew to pads as original. White trace line aligns to bottom of Tack rail.	Front Top Section	7210	6.0	23 1/4	8
1994-02	Pontiac Firebird For 7210 HD and 7210 Tops. Made with original style extrusion into which stiffener rod from old glass should be inserted. No Zipper.	Heated Glass Window Section	HD720	2.0		11 (Dim. Wt.)*
1994-02	Pontiac Firebird For 7210 Top Made with original style extrusions .	Headliner	HL7210	4.0		4
1994-02	Pontiac Firebird For 7210HD Combo and 7210 Tops, 23" Overall Length. (Order CABLES 7210A for 29" OAL.)	Side Tension Cables	CBL7210	0.5		1
1994-02	Pontiac Firebird For 7210HD Combo and 7210 Tops, 29" Overall Length. (Order CABLES 7210 for 23" OAL.) <i>DISCLAIMER: A.S.C. and General Motors have modified the 1994-2001 Camaro Top and Glass Window to eliminate damage to tops and broken glass windows caused by problems in the top frame design. Robbins cannot be held responsible for cuts, holes, broken glass, etc. caused by the manufacturer's design of the top or top frame.</i> <i>Original Topping for 7210: Black and Dark Beige and discontinued colors Haartz Stayfast Cloth with Black backing. Bright White/Black Standard Grain Double Texture Vinyl. HL7210 Headliner: Black Velour Cloth</i>	Side Tension Cables	CBL7210A	0.5		1

Firefly (CANADA)

1990-93	Pontiac Firefly (Canada) Made with 3 original style plastic extrusions.	Top with 1 Plastic Window	7330	6.0		10
1990-93	Pontiac Firefly (Canada) For 7330 Top, (pair).	Side Tension Cables	CBL7330	0.5		1

Original topping for 7330: Black/Black, Black/ Gray Japanese Single Texture Vinyl (Similar to KV Grain Vinyl)

(Dim. Wt.)*.....Weight shown is actual weight. Air freight charges are based on higher Dimensional Weights

Years	Make/Model/Description	Product Type	Core Part #	Install Hrs.	Bow Ht.	Weight (lbs.)
Sunbird / Sunfire						
1983-87	Pontiac Sunbird Front Top and Plastic Window Sections, A.S.C. Pre-drilled guide holes align to bottom of tack rail.	Combo Top	7310PC	8.0	21 1/2	12
1983-87	Pontiac Sunbird A.S.C. Pre-drilled guide holes align to bottom of tack rail.	Front Top Section	7310	6.0	21 1/2	9
1983-87	Pontiac Sunbird For 7310 Top, with zipper and bottom color trim.	Plastic Window Section	PC7310	2.0		4
1983-87	Pontiac Sunbird For 7310PC Combo and 7310 Tops, (pair)	Side Tension Cables	CBL7310	0.5		1
1983-94	Pontiac Sunbird For 7310PC Combo and 7310 Tops, (pair).	Rear Quarter Flap Cables	CBL731R	0.5		1
1988-92	Pontiac Sunbird Front Top and Plastic Window Sections, A.S.C. Top has Header strip and Wire-On. Fits cars with Plastic Window with no bottom color trim (No glass Window). Some 1991 style Cavaliers were produced in early 1992. Tack strip at rear bow. White trace line aligns to bottom of Tack rail.	Combo Top	7311PC	8.0	26 1/4	12
1988-92	Pontiac Sunbird A.S.C. Top has header strip, Wire-On, Fits cars with Plastic Window with no bottom color trim (No glass Window). Some 1991 style Cavaliers were produced in early 1992. Tack strip at rear bow. White trace line aligns to bottom of Tack rail.	Front Top Section	7311	6.0	26 1/4	9
1988-92	Pontiac Sunbird For 7311PC Combo and 7311 Tops. No exposed color trim	Plastic Window Section	PC7311	2.0		4
1988-91	Pontiac Sunbird For 7311PC Combo and 7311 Tops, (pair).	Side Tension Cables	CBL7311	0.5		1
1983-94	Pontiac Sunbird For 7310PC, 7311PC Combo and 7310, 7311 Tops, (pair).	Rear Quarter Flap Cables	CBL731R	0.5		1
1992-93*	Pontiac Sunbird Front Top and Non-Original Plastic Window Sections. No Wire-On, Fits early 1992 models until 7313 production began in early 1993, with Glass Window as Original Equipment. Rear bow tack strip is required to make 7312 fit models built before March 1992. No binding across front of top. Pre-drilled guide holes align to bottom of tack rail.	Combo Top	7312PC	8.0	27	13
1992-93*	Pontiac Sunbird Front Top and Non-Heated Glass Window Sections. No Wire-On, Fits early 1992 models until 7313 production began in early 1993, with Glass Window as Original Equipment. Rear bow tack strip is required to make 7312 fit models built before March 1992. No binding across front of top. Pre-drilled guide holes align to bottom of tack rail.	Combo Top	7312TN	8.0	27	21 (Dim. Wt.)*

(Dim. Wt.)*.....Weight shown is actual weight. Air freight charges are based on higher Dimensional Weights

Years	Make/Model/Description	Product Type	Core Part #	Install Hrs.	Bow Ht.	Weight (lbs.)
1992-93*	Pontiac Sunbird Front Top and Heated Glass Window Sections. No Wire-On, Fits early 1992 models until 7313 production began in early 1993, with Glass Window as Original Equipment. Rear bow must be modified to make 7312 fit models built before March 1992. No binding across front of top. Pre-drilled guide holes align to bottom of tack rail.	Combo Top	7312HD	8.0	27	21 (Dim. Wt.)*
1992-93*	Pontiac Sunbird A.S.C. Header Strip, No Wire-On. Fits early 1992 models until 7313 production began in early 1993, with Glass Window as Original Equipment. Rear bow must be modified to make 7312 fit models built before March 1992. No binding across front of top. Pre-drilled guide holes align to bottom of tack rail.	Front Top Section	7312	6.0	27	9
1993½ -94	Pontiac Sunbird Front Top and Non-Original Plastic Window Sections. Top has Header Bow Pocket and Binding across front of Top, No Wire-On. White tops made with black binding over door glass and at front header bow, as original. Window section made with original style extrusion with metal stiffener rod to fit into rear bow. Pre-drilled guide holes align to bottom of tack rail.	Combo Top	7313PC	8.0	27	14
1993½ -94	Pontiac Sunbird Front Top and Non-Heated Glass Window Sections. Top has Header Bow Pocket and Binding across front of Top, No Wire-On. White tops made with black binding over door glass and at front header bow, as original. Window section made with original style extrusion with metal stiffener rod to fit into rear bow. Pre-drilled guide holes align to bottom of tack rail.	Combo Top	7313TN	8.0	27	21 (Dim. Wt.)*
1993½ -94	Pontiac Sunbird Front Top and Heated Glass Window Sections. Top has Header Bow Pocket and Binding across front of Top, No Wire-On. White tops made with black binding over door glass and at front header bow, as original. Window section made with original style extrusion with metal stiffener rod to fit into rear bow. Pre-drilled guide holes align to bottom of tack rail.	Combo Top	7313HD	8.0	27	21 (Dim. Wt.)*
1993½ -94	Pontiac Sunbird Top has Header Bow Pocket and Binding across front of Top, No Wire-On. White tops made with black binding over door glass and at front header bow, as original. Pre-drilled guide holes align to bottom of tack rail.	Front Top Section	7313	6.0	27	9
1992-94	Pontiac Sunbird For 7312PC, 7313PC Combo Tops and 7312, 7313 Tops. Bottom color trim, No Zipper. Made with original style extrusion with metal stiffener rod to fit into rear bow.	Non-Original Plastic Window	PC7312	2.0		5
1992-94	Pontiac Sunbird For 7312TN, 7313TN Combo Tops and 7312, 7313 Tops. Made with original style extrusion with metal stiffener rod to fit into rear bow.	Non-Heated Glass Window Section	TN412	2.0		13 (Dim. Wt.)*

(Dim. Wt.)*.....Weight shown is actual weight. Air freight charges are based on higher Dimensional Weights

Years	Make/Model/Description	Product Type	Core Part #	Install Hrs.	Bow Ht.	Weight (lbs.)*
1992-94	Pontiac Sunbird For 7312HD, 7313HD Combo Tops and 7312, 7313 Tops. Made with original style extrusion with metal stiffener rod to fit into rear bow.	Heated Glass Window Section	HD412	2.0		13 (Dim. Wt.)*
1992-94	Pontiac Sunbird For 7312 PC, 7312TN, 7312HD, 7313PC, 7313TN, 7313HD Combo Tops and 7312, 7313 Tops, (pair).	Side Tension Cables	CBL7312	0.5		1
1983-94	Pontiac Sunbird For 7312 PC, 7312TN, 7312HD, 7313PC, 7313TN, 7313HD Combo Tops and 7312, 7313 Tops, (pair).	Rear Quarter Flap Cables	CBL731R	0.5		1
<i>Original Toppings for 7310 1983-85: Black (and other discontinued colors) Standard (KV) Grain Double Texture Vinyl.7310, 7311, 7312 1986-93:Black (and other discontinued colors) Standard (KV) Grain Double Texture Vinyl.7313 1994 Black/Black Sunbird White/Black EV S</i>						
1995-98	Pontiac Sunfire Front Top and Non-Original Plastic Window Sections, with Deck Seams. White Tops made with black binding over door glass. Window section has bottom color trim and OEM Style extrusion and stiffener rod to fit into rear bow, No Zipper. Pre-drilled guide holes align to bottom of tack rail.	Combo Top	7316PC	8.0	27 1/2	13
1995-98	Pontiac Sunfire Front Top and Non-Heated Glass Window Sections, with Deck Seams. White Tops made with black binding over door glass. Window section made with OEM Style extrusion and stiffener rod to fit into rear bow, No Zipper. Pre-drilled guide holes align to bottom of tack rail.	Combo Top	7316TN	8.0	27 1/2	19 (Dim. Wt.)*
1995-98	Pontiac Sunfire Front Top and Heated Glass Window Sections, with Deck Seams. White Tops made with black binding over door glass. Window section made with OEM Style extrusion and stiffener rod to fit into rear bow, No Zipper. Pre-drilled guide holes align to bottom of tack rail.	Combo Top	7316HD	8.0	27 1/2	19 (Dim. Wt.)*
1995-98	Pontiac Sunfire With Deck Seams. White Tops made with black binding over door glass. Pre-drilled guide holes align to bottom of tack rail.	Front Top Section	7316	6.0	27 1/2	8
1998½-00	Pontiac Sunfire Front Top and Non-Original Plastic Window Sections, No Deck seams. White Tops made with black binding over door glass. Window section has bottom color trim and OEM Style extrusion and stiffener rod to fit into rear bow, No Zipper. Pre-drilled guide holes align to bottom of tack rail.	Combo Top	7317PC	8.0		13
1998½-00	Pontiac Sunfire Front Top and Non-Heated Glass Window Sections, No Deck seams. White Tops made with black binding over door glass. Window section made with OEM Style extrusion and stiffener rod to fit into rear bow, No Zipper. Pre-drilled guide holes align to bottom of tack rail.	Combo Top	7317TN	8.0		19 (Dim. Wt.)*

(Dim. Wt.)*.....Weight shown is actual weight. Air freight charges are based on higher Dimensional Weights

© Copyright 2011

Robbins Auto Top LLC • 321 Todd Court, Oxnard, CA 93030
USA. Tel 1-877-404-3200 • Fax: 1-805-604-3201 • www.robbsautotop.com

Years	Make/Model/Description	Product Type	Core Part #	Install Hrs.	Bow Ht.	Weight (lbs.)
1998½-00	Pontiac Sunfire Front Top and Heated Glass Window Sections, No Deck seams. White Tops made with black binding over door glass. Window section made with OEM Style extrusion and stiffener rod to fit into rear bow, No Zipper. Pre-drilled guide holes align to bottom of tack rail.	Combo Top	7317HD	8.0		19 (Dim. Wt.)*
1998½-00	Pontiac Sunfire No Deck seams. White Tops made with black binding over door glass. Pre-drilled guide holes align to bottom of tack rail.	Front Top Section	7317	6.0		7
1995-00	Pontiac Sunfire For 7316PC, 7317PC Combo Tops and 7316, 7317 Tops. No Zipper, bottom color trim. Made with OEM style extrusion and stiffener rod to fit into rear bow.	Non-Original Plastic Window Section	PC7316	2.0		6
1995-00	Pontiac Sunfire For 7316TN, 7317TN Combo Tops and 7316, 7317 Tops. Made with OEM style extrusion and stiffener rod to fit into rear bow. No Zipper.	Non-Heated Glass Window Section	TN416	2.0		12 (Dim. Wt.)*
1995-00	Pontiac Sunfire For 7316HD, 7317HD Combo Tops and 7316, 7317 Tops. Made with OEM style extrusion and stiffener rod to fit into rear bow. No Zipper.	Heated Glass Window Section	HD416	2.0		12 (Dim. Wt.)*
1996-97	Pontiac Sunfire For 7316PC, 7316TN, 7316HD, 7317PC, 7317TN, 7317HD Combo Tops and 7316, 7317 Tops. Made with original style extrusions	Headliner	HL731	3.0		4
1995-98	Pontiac Sunfire For 7316PC, 7316TN, 7316HD Combo and 7316 Tops, (pair).	Side Tension Cables	CBL7316	0.5		1
1999-00	Pontiac Sunfire For 7317PC, 7317TN, 7317HD Combo and 7317 Tops, (pair).	Side Tension Cables	CBL7317	0.5		1

CAUTION: Technical Bulletins 63-10-49 and 63-15-15 have been issued by GM describing problems with Top frames in 1995-00 Cavalier and Sunfire models. There have also been reports of rear seat backrest being bent out of shape which can cause the Headliner

Original Toppings for 7316: Black, Bright White, Neutral Standard (KV) Grain EV Single Texture Vinyl with Black Polyester/Cotton backing. Original Toppings for 7317: Black, Bright White, Med. Neutral Sailcloth Single Texture (SS) Vinyl with Gray Polyester/Cotton

PORSCHE

Years	Make/Model/Description	Product Type	Core Part #	Install Hrs.	Bow Ht.	Weight (lbs.)
1955-56	Porsche 356A Speedster Low Bow. Fits cars with 13" Rear Bow Height. Hand-Rolled Binding, as original. (Late 1956 has high center bow; order #2002). *Distance from rear bow to bottom edge of convertible top should be 13 inches measured at center. If measurement is 15" order 2001R. For late 1956 with measurement higher than 15" order #2002R).	Top with 1 Plastic Window	2000R	5.0	13	7

(Dim. Wt.)*.....Weight shown is actual weight. Air freight charges are based on higher Dimensional Weights

Years	Make/Model/Description	Product Type	Core Part #	Install Hrs.	Bow Ht.	Weight (lbs.)
1955-56	Porsche 356A Speedster Low Bow. Fits cars with 15" Rear Bow Height. Hand-Rolled Binding. Distance from rear bow to bottom edge of convertible top should be 15 inches measured at center. (If measurement is 13" order 2000R. For late 1956 with measurement higher than 15" order #2002R).	Top with 1 Plastic Window	2001R	5.0	15	7
1957-58	Porsche 356A Speedster High Bow. Binding, as original. 2002R fits models with high center bow. Distance from rear bow to bottom edge of convertible top should be more than 15 inches measured at center. Note: 2000R, 2001R and 2002R Tops are not interchangeable.	Top with 1 Plastic Window	2002R	5.0		7
1958-59	Porsche 356A Convertible D Fits car with roll-up door windows. Hand-Rolled Binding. 1/2 headlining not supplied.	Top with 1 Plastic Window	2003R	5.0	16	7
1960-62	Porsche 356B Roadster Low Bow. Hand-Rolled Binding. Fits car with roll-up door windows and no headliner.	Top with 1 Plastic Window	2004R	5.0		6
1958-62	Porsche 356B Cabriolet T2-T5 Hand-Rolled Binding. Fits car with headliner and roll-up door windows. Headliner not supplied.	Top with 1 Plastic Window	2005R	5.0		6
1960-62	Porsche 356B Roadster Hand-Rolled Binding as original. Fits car with roll-up door windows and no headliner.	Top with 1 Plastic Window	2006R	5.0	17	6
1962-65	Porsche Late 356B, 356C Cabriolet Hand-Rolled Binding, as original. Must specify Black, Gray or Tan vinyl window lining when ordering. Headliner not supplied.	Top with 1 Lined Zipper Plastic Window	2007R	5.0		5
1958-65	Porsche Late 356B, 356C Cabriolet Porsche Late 356B, 356C Cabriolet. Made with Hand-Rolled Binding, as original. Includes chrome German Tenax fasteners.	Top Boot	B1007R	2.0		5

Original Topping for 2000R, 2001R, 2002R, 2003R, 2004R, 2005R, 2006R and 2007R: Black/Tan 100% Cotton Cloth (Discontinued)

Porsche Targa

1967-94	Porsche Targa Replacement skin only, Double-Fold binding. Headliner not supplied. NOTE: Due to changes made by Porsche, our Targa pattern may require extra time to make top fit.	Top, No Window	2008	5.0		4
1967-94	Porsche Targa Replacement skin only, Hand-Rolled Binding. Headliner not supplied.	Top, No Window	2008R	5.0		4

NOTE: Due to changes made by Porsche, our Targa pattern may require extra time to make top fit.

Original Topping for 2008: Black Targa Grain Vinyl (similar to our LV Levant Grain vinyl).

(Dim. Wt.)*.....Weight shown is actual weight. Air freight charges are based on higher Dimensional Weights

© Copyright 2011

Robbins Auto Top LLC • 321 Todd Court, Oxnard, CA 93030
USA. Tel 1-877-404-3200 • Fax: 1-805-604-3201 • www.robbsautotop.com

Years	Make/Model/Description	Product Type	Core Part #	Install Hrs.	Bow Ht.	Weight (lbs.)
Porsche 911						
1983-85	Porsche 911 Cabriolet, Carrera Front Top and Plastic Window Sections. Fits car with No drip rail above door glass (Drip Rails added late 1984). Hand-Rolled Binding as original. Updated pattern for better fit without stretch elastic. Not offered in vinyl. Headliner not supplied.	Combo Top	2009R	10.0		11
1983-85	Porsche 911 Cabriolet, Carrera Fits car with no drip rail above door glass. Headliner not supplied.	Front Top Section	2999R	5.0		6
1983-85	Porsche 911 Cabriolet, Carrera For 2009R Combo and 2999R Tops. Made with Hand-Rolled Binding as original. Updated pattern for better fit without stretch elastic. Not offered in vinyl. Headliner not supplied.	Plastic Window Section	3119R 6	2.0		7
1983-94	Porsche 911 Cabriolet, Carrera For 2009R Combo and 2nd 2999R Tops.	Headliner	HL999	2.0		7
1983	Porsche 911 Cabriolet, Carrera With Side Zippers. Note: If seats will not fold low enough, order 1009HC below.	Tonneau Cover	1009C	4.5		8
1983-84	Porsche 911 Cabriolet, Carrera With Side Zippers.	Tonneau Cover with Headrest Pockets	1009HC	4.5		8
<i>Note: 1009C and 1009HC made with Cloth Binding as original. German dull black small button Tenax fasteners and black Durable fasteners and studs, plus 11 extra black Durable snaps to install in top boot and to snap to new studs, included in box.</i>						
1984-85	Porsche 911 Cabriolet, Carrera With Side Zippers. Note: If seats will not fold low enough, order 1010HC below.	Tonneau Cover	1010C	3.0		8
1984-85	Porsche 911 Cabriolet, Carrera With Side Zippers.	Tonneau Cover with Headrest Pockets	1010HC	3.0		8
<i>NOTE: 1010C and 1010HC made with Cloth Binding as original. Large button black Porsche German Tenax fasteners that snap to studs in dash included in box. Must drill into doors to install studs.</i>						
1983-85	Porsche 911 Cabriolet, Carrera Hand-Rolled Binding as original. large button black Tenax fasteners Included in box. (Not offered in vinyl).	Top Boot	B1009R	2.0		7
1983-94	Porsche 911 Cabriolet, Carrera For 2009R Top and 3119R Plastic Window Section.	Original Zipper Slide	P911ZSL	0.5		1
1986-94	Porsche 911 Cabriolet, Carrera, 930 Turbo Front Top and Plastic Window Sections. Fits car with drip rail above door glass. Hand-Rolled Binding as original. Improved pattern has better fit without stretch elastic. Not offered in Vinyl. Headliner not supplied.	Combo Top	2010R	10.0		12
1986-94	Porsche 911 Cabriolet, Carrera, 930 Turbo Front Top Section Only. Headliner not supplied.	Front Top Section	3100R	5.0		6
1986-94	Porsche 911 Cabriolet, Carrera, 930 Turbo For 2010R Combo and 3100R Tops; with Zipper.	Plastic Window Section	3120R	6.0		7

(Dim. Wt.)*.....Weight shown is actual weight. Air freight charges are based on higher Dimensional Weights

Years	Make/Model/Description	Product Type	Core Part #	Install Hrs.	Bow Ht.	Weight (lbs.)
1986-94	Porsche 911 Cabriolet, Carrera, 930 Turbo With Side Zippers. Made with cloth binding as original. Large button black Porsche Tenax fasteners which snap to studs in dash included. Must drill into doors to install studs.	Tonneau Cover	1011C	3.0		8
1986-94	Porsche 911 Cabriolet, Carrera, 930 Turbo Cloth Binding as original. Includes large button black Porsche Tenax fasteners. (Not offered in vinyl).	Top Boot	B1010C	2.0		8
1983-94	Porsche 911 Cabriolet, Carrera, 930 Turbo For 2009R and 2010R Combo and 2999R and 3100R Tops.	Headliner	HL999	2.0		7
1983-94	Porsche 911 Cabriolet, Carrera, 930 Turbo For 2009R & 2010 Tops and 3119R and 3120R Plastic Window Sections	Original Zipper Slide	P911ZSL	0.5		1
<i>Original Topping for 2009R, 2010R, 3100R, 3120R, 1009C, 1010HC, B1009R and B1010C: Black, Blue, Brown and other colors of Sonnenland Classic German Cloth with Black Dobby backing. HL2010 Headliner: Black Dobby Bowdrill</i>						
1995-98	Porsche 993 Zipper around rear window zips into OEM headliner. Replacement elastic bow-straps included. Headliner not supplied	Top with 1 Green Plastic Window	3175C	9.0		10 (Dim. Wt.)*
1995-98	Porsche 993 For 3175C Top.	Headliner	HL3175	3.0		3
<i>Original Topping for 3175C: Black, Blue, Brown and other colors of Sonnenland Classic German Cloth with Black Dobby backing. HL3175 Headliner: Anthracite Velour Cloth.</i>						
1999-01	Porsche 996 Zipper around rear window zips to OEM headliner. Headliner not supplied.	Top with 1 Green Plastic Window	3177	9.0		10 (Dim. Wt.)*
1999-01	Porsche 996 Large zipper panel around rear window zips to OEM headliner. Power lead to heated glass window included in box. See details at www.robbsinautotop.com . Headliner not supplied.	Top with Non-Original Heated Glass Window	3178	9.0		13 (Dim. Wt.)*
1999-01	Porsche 996 For 3177 and 3178 Tops.	Headliner	HL3177	2.0		4
<i>Original Topping for 3177: Black, Blue, Graphite Grey, and other colors of Sonnenland A5 German Cloth with Black Dobby backing. HL3177: Anthracite Velour Cloth.</i>						
2002-10	Porsche 996, 997 Top fits to factory Heated Glass Window. Made with sewn in side cables and original style zipper panel that zips into OEM headliner. Headliner not supplied.	Top, No Window	3179	10.0		10
<i>Original Topping: Black, Metropol Blue, Space Gray and Graphite Gray Flame Singed Sonnenland A5 German Cloth with Black Polyester Dobby backing (A5S).</i>						
Porsche 944, 968						
1989-95	Porsche 944, 968 Front Top and Plastic Window Sections, A.S.C. Made with Rainguards. Headliner not supplied.	Combo Top	3130C	10.0		11

(Dim. Wt.)*.....Weight shown is actual weight. Air freight charges are based on higher Dimensional Weights

Years	Make/Model/Description	Product Type	Core Part #	Install Hrs.	Bow Ht.	Weight (lbs.)
1989-95	Porsche 944, 968 A.S.C. Headliner not supplied.	Front Top Section	3140C	4.0		6
1989-95	Porsche 944, 968 For 3130C Combo and 3140C Tops.	Plastic Window Section	3150			7

NOTE: Production ranges are 1989-91 944 Cabriolet, 1992-95 968 Cabriolet.

Original Topping for 3130, 3140, 3150: Black, Blue, Brown and other colors Sonnenland Classic German Cloth with Black Dobby backing.

Porsche Boxster

1997-02	Porsche Boxster/S Must reuse two OEM metal plates with springs at front quarters to install top. Headliner not supplied.	Top with 1 Green Plastic Window	3161	8.0		8 (Dim. Wt.)*
1997-02	Porsche Boxster/S Must reuse two OEM metal plates with springs at front quarters to install Top. Power Lead to Heated Glass and Service strap supplied with top. Headliner not supplied.	Top with Non-Original Heated Glass Window	3162	8.0		13 (Dim. Wt.)*
<i>NOTE: 3161 and 3162 are made with improved side tension cables and our innovative "Helper Straps" help to prevent the occurrence of problems outlined in Porsche Service Bulletin Group # 6-61 28 55.</i>						
2000-02	Porsche Boxster/S For 3162 Top. Must reuse factory front plastic retainer.	Headliner	HL3162	2.0		2
<i>WARNING: Porsche has issued Service Bulletin Group 6-61 28 55, describing problems with the cable sleeve channel hanging up when the top is raised or lowered, that can cause side cables to tear away from the top. The bulletin further describes new parts that need to be installed and repairs that need to be made to the frame to correct this problem Robbins cannot be held responsible for side cables tearing out of our 3161 and 3162 tops as a result of this frame problem.</i>						
<i>CAUTION: Prongs on reuseable plastic Clamping Rails located in the bottom rear quarters are fragile and commonly break during removal. New clamping rails are available from Porsche dealers, and the part numbers are: 986-561-559-01 (left) and 986-561-560-01 (right). Two Plastic Rivets are used to secure each clamping rail, and the part number for these rivets is 986-561-597-00. We recommend replacing the clamping rails when installing a new convertible top</i>						
2003-04	Porsche Boxster/S Must reuse two OEM metal plates with springs at front quarters to install top. Made with improved side tension cables. Headliner not supplied.	Top with Heated Glass Window	3163	8.0		13 (Dim. Wt.)*
2003-04	Porsche Boxster/S For 3163 Top. Must reuse factory front plastic retainer.	Headliner	HL3163	3.0		2
2005-11	Porsche Boxster/S Must reuse two OEM metal plates with springs at front quarters to install Top. Headliner not supplied.	Top with Heated Glass Window	3164	8.0		13 (Dim. Wt.)*

(Dim. Wt.)*.....Weight shown is actual weight. Air freight charges are based on higher Dimensional Weights

Years	Make/Model/Description	Product Type	Core Part #	Install Hrs.	Bow Ht.	Weight (lbs.)
1905-1911	Porsche Boxster/S For 3164 Top. Must reuse factory front plastic retainer	Headliner	HL3164	3.0		4

NOTE: There are known problems with Porsche Boxster convertible top motor gears wearing, convertible transmission arms bending, and convertible transmission cables repeatedly popping off of arms. These sorts of problems have been reported in vehicles with OEM and other convertible top makes. Robbins cannot be held responsible for damage to our products caused by these known issues.

Original Topping for 3161, 3162, 3163, 3164: Black, Metropol Blue, Space Gray and Graphite Gray Flame Singed Sonnenland A5 German Cloth with Black Dobby backing (A5S); HL 3162, HL3163, HL3164: Anthracite Velour Cloth.

RENAULT / AMC

Years	Make/Model/Description	Product Type	Core Part #	Install Hrs.	Bow Ht.	Weight (lbs.)
1959-62	Renault Caravelle Mounts at rear to rail below body. Fasteners included in box.	Top with 1 Plastic Window	2300	6.0		8
1962-64	Renault Caravelle Rear mounting bar is screwed to body. Fasteners included in box.	Top with 1 Plastic Window	2301	6.0		8
1964-68	Renault Caravelle Rear mounting bar attaches to body with 2 clips. Fasteners included in box. Headliner not supplied.	Top with 1 Plastic Window	2302	6.0	22 3/4	8
<i>Original Topping for 2300, 2301 and 2302: Black Standard (KV) Grain vinyl</i>						
1985-87	AMC-Renault Alliance Two-piece quarters as original. Black accent strips and black header bow strip for tops made in white or colors.	Front Top Section	4301	6.0	22 3/4	9
1985-87	AMC-Renault Alliance Non-original One-Piece design, no black accent or header bow strips.	Front Top Section	4302	6.0	22 3/4	9
1985-87	AMC-Renault Alliance For 4301 and 4302 Tops. Zipper, bottom color trim.	Plastic Window Section	PC4301	2.0		4

Original Topping for 4301 and 4302: Black (Discontinued Diamond White and Tan) Double Texture vinyl.

ROLLS ROYCE

Years	Make/Model/Description	Product Type	Core Part #	Install Hrs.	Bow Ht.	Weight (lbs.)
1967-92	Rolls Royce Corniche Hand-Rolled Binding, as original. Must specify Gray or Tan window lining color when ordering. Two 3 1/2" x 120" topping strips included in box to re-cover rear bow and lead molding on body. Headliner not supplied.	Top with Wool Broadcloth Lined Plastic Window Assembly	2450R	16.0	23 1/2	12
<i>Original Topping for 2450R: Black, Blue, Cream, Bisque Tan and other colors Everflex British vinyl.</i>						

(Dim. Wt.)*.....Weight shown is actual weight. Air freight charges are based on higher Dimensional Weights

© Copyright 2011

Robbins Auto Top LLC • 321 Todd Court, Oxnard, CA 93030
USA. Tel 1-877-404-3200 • Fax: 1-805-604-3201 • www.robbsautotop.com

ROVER

Years	Make/Model/Description	Product Type	Core Part #	Install Hrs.	Bow Ht.	Weight (lbs.)
1992-98	Rover 214, 216 Front Top and Plastic Window Sections. Made with original style embossed stitch, heatsealed quarters. 2249 fits models built May 1992-98.	Combo Top	2249	10.0		12
1992-98	Rover 214, 216 Made with original style embossed stitch, heatsealed quarters. 2250 fits models built from May 1992-98.	Front Top Section	2250	8.0		7
1992-98	Rover 214, 216 For 2249 and 2250 Tops. Made with original style gray vinyl lining, zipper at top, and binding at bottom.	Plastic Window Section	PC2250	2.0		4
1992-98	Rover 214, 216 For 2249 and 2250 Tops. <i>Original Topping for 2249, 2250: Black/Black, Light Brown/White, Gray/Gray Rover grain Vinyl; HL2250 Headliner: Light Gray vinyl.</i>	Headliner	HL2249	2.0		5

SAAB

Years	Make/Model/Description	Product Type	Core Part #	Install Hrs.	Bow Ht.	Weight (lbs.)
1986-94	Saab 900, 900S Front Top and Heated Glass Window Sections. Strip of matching binding material supplied to cover exterior trim piece across rear bow. Pre-drilled guide holes align to bottom of Tack rail. Headliner not supplied.	Combo Top	2725CHD	10.0	23	24 (Dim.Wt.)*
1986-94	Saab 900, 900S Made with Cloth Binding. Strip of matching binding material supplied to cover exterior trim piece across rear bow. Pre-drilled guide holes align to bottom of Tack rail. Headliner not supplied. <i>NOTICE: Vinyl binding is original for 1987-1991, Cloth binding is original for 1992-94 models. Robbins stocks only 2725CHD and 2725C Tops made with Cloth binding.</i>	Front Top Section	2725C	8.0	23	10
1987-94	Saab 900, 900S For 2725CHD Combo and 2725C Tops. Zipper. Glass fits 1987-On models starting with VIN H7011950 (last 8 digits). Headliner hides window section backing.	Heated Glass Window Section	HD272	2.0		15 (Dim. Wt.)*
1986-94	Saab 900, 900S For 2725CHD Combo and 2725C Tops. Made with plastic extrusions and elastic straps with black Durable fasteners.	Headliner	HL2725	3.0		7

(Dim. Wt.)*.....Weight shown is actual weight. Air freight charges are based on higher Dimensional Weights

Years	Make/Model/Description	Product Type	Core Part #	Install Hrs.	Bow Ht.	Weight (lbs.)
1986-94	Saab 900, 900S For 2725CHD Combo and 2725C Tops, (pair).	Side Tension Cables	CBL2725	0.5		1
	<i>NOTE: Only 400 1986 model year Saab convertibles were built.</i>					
	<i>CAUTION: Saab has issued Service Bulletin 03/93-0316 for 1987-93 Saab convertibles advising that top frame components can cause pinching, abrasion damage, cuts, and holes to occur in the top. Robbins cannot be held responsible for damage to our products</i>					
	<i>Original Topping for 2725C: 1987-94 Black, Blue, (Saab) Tan Sonnenland responsible for damage to our products caused by the problems described above. Classic German Cloth with Black Dobby Backing. 1995-96 Black, Blue and other discontinued colors Haartz Twillfast Cloth with Black Dobby Backing</i>					
1996-98	Saab 900 C.T.S.... Must Reuse Factory Glass. Fits models starting with VIN # (10th digit-On) T7006412 16.0 9, through end of Saab 900 production. Made with original style Hand-Rolled Binding and no stitching on seams. Top has alignment marks for rear glass, weatherseal and retainers. Headliner attaches with Velcro to metal retainer. Headliner not supplied.	Top, No Window	2728R	12.0		9
1996-98	Saab 900 For 2728R Top.	Headliner	HL2728	2.0		6
1996-98	Saab 900 For 2728 Top.	Side Tension Cables	CBL2728	0.5		1
1996-98	Saab 900 For 2728R Top.	Replacement Heated Glass	GL2728	12.0		7 (Dim. Wt.)*
	<i>CAUTION: Saab has issued multiple Service Bulletins regarding pinching and abrasion damage in 1994-98 Saab tops caused by the design of the top frame, body components and top. Robbins cannot be held responsible for any damage to our products caused by the problems described above.</i>					
1998-03	Saab 9-3 C.T.S.. Must Reuse Factory Heated Glass Window. Top has alignment marks for glass. Made with original style double fold binding. Headliner not supplied.	Top, No Window	2732C	12.0		9
1998-03	Saab 9-3 For 2732C Top.	Headliner	HL2732	2.0		6
1998-03	Saab 9-3 For 2732 Top.	Side Tension Cables	CBL2732	0.5		1
	<i>CAUTION: Saab has issued Service Bulletins regarding problems with top frames, and wrinkles, pinching and abrasion damage to tops. Robbins cannot be held responsible for wrinkles or other damage to tops caused by the OEM design of the top or top frame.</i>					
	<i>Original Topping for 2728R and 2732C Black, Blue and other colors Sonnenland A5 German Cloth with Black Dobby backing; HL2728 and HL2732 Headliners: Black, Gray and Parchment Cloth with foam backing.</i>					

(Dim. Wt.)*.....Weight shown is actual weight. Air freight charges are based on higher Dimensional Weights

© Copyright 2011

Robbins Auto Top LLC • 321 Todd Court, Oxnard, CA 93030
USA. Tel 1-877-404-3200 • Fax: 1-805-604-3201 • www.robbsautotop.com

Years	Make/Model/Description	Product Type	Core Part #	Install Hrs.	Bow Ht.	Weight (lbs.)
2004-11	Saab 9-3 C.T.S. Must Reuse Factory Heated Glass Window. Headliner not supplied.	Top, No Window	2735C	11.0		9
<i>Original Topping for 2735C: Black, Blue, Cream, Orion Grey Sonnenland A5 German Cloth with Black Dobby backing;</i>						

SINGER

Years	Make/Model/Description	Product Type	Core Part #	Install Hrs.	Bow Ht.	Weight (lbs.)
1959-62	Singer Gazelle Special Order, Non-Returnable.	Top with 1 Plastic Window	2605	6.0		8
1959-62	Singer Gazelle Same top as 2605 above made with Sewn-in Pads. Special Order, Non-Returnable.	Top with 1 Plastic Window	2605P	6.0		12
<i>Original Topping for 2605: Black Everflex British vinyl.</i>						

SUNBEAM

Years	Make/Model/Description	Product Type	Core Part #	Install Hrs.	Bow Ht.	Weight (lbs.)
1959-61	Sunbeam Alpine Series I Skirt, Fits all models with V.I.N. numbers beginning B90. 2 English Tenax and other fasteners included in box.	Top with 3 Plastic Windows	2611	6.0		7
1961-62	Sunbeam Alpine Series II Skirt, no zippers. Fits all models with VIN numbers beginning B91. 2 English Tenax, other fasteners included in box.	Top with 1 Plastic Window	2613	6.0		7
<i>Original Topping for 2611 and 2613: Black and colors Everflex British vinyl.</i>						
1963-65	Sunbeam Alpine Series III & IV; Tiger MK I Sleeves for side tension cable above door glass (no Velcro). Fits models with VIN # beginning with B920, B940, B941 and B947. Fasteners included in box.	Top with 1 Plastic Window	2614	6.0		7
1963-65	Sunbeam Alpine Series III & IV; Tiger MK I With Side Zippers. Fasteners included in box.	Tonneau Cover	1613	3.0		7
1966-68	Sunbeam Alpine Series V, Model 1725, Tiger MK IA & MK II Velcro above door glass (no side tension cables). Fits models with V.I.N. # beginning with B382 and B395.	Top with 1 Plastic Window	2614A	5.0		7
1966-68	Sunbeam Alpine Series V, Model 1725; Tiger MK IA & MK II With Side Zippers. Fasteners included in box.	Tonneau Cover	1614A	3.0		7
1958-62	Sunbeam Rapier For sewn-in pads order 2615P.	Top with 1 Zipper Plastic Window	2615	7.0		7
1958-62	Sunbeam Rapier Same Top as 2615 above made with Sewn-In Pads.	Top with 1 Zipper Plastic Window	2615P	7.0		12
<i>Original Topping for 2614, 2614A, 2615: Black/Black British Dice (KV) Grain smooth grain vinyl.</i>						

(Dim. Wt.)*.....Weight shown is actual weight. Air freight charges are based on higher Dimensional Weights

Years	Make/Model/Description	Product Type	Core Part #	Install Hrs.	Bow Ht.	Weight (lbs.)
1990-93	Suzuki Swift (Europe), Suzuki Cultus (Japan) Made with 3 original style plastic extrusions.	Top with 1 Plastic Window	7330	6.0		10
1990-93	Suzuki Swift (Europe), Suzuki Cultus (Japan) For 7330 Top, (pair). <i>Original topping for 7330: Black/Black, Black/ Gray Japanese Single Texture Vinyl (Similar to KV Grain Vinyl)</i>	Side Tension Cables	CBL7330	0.5		1
1983-94	Suzuki Samurai (U.S.A.) Suzuki SJ413, Santana SJ413 (Europe) Suzuki Sierra (Australia) One non-original plastic extrusion snaps to front bow. All seams topstitched and heatsealed, and reinforcements added for extra strength. Made with non-original open Lift-the-Dot fasteners and rear tie-down straps. Installs with three snaps at rear bow. Two Plastic quarter windows on each side. Installation instructions supplied.	Top with 5 Plastic Windows	7349	0.5		12
1989-94	Suzuki Sidekick (USA); Suzuki Vitara (Europe & Australia) Suzuki Escudo (Japan) Asuna Sunrunner (Canada) One Non-Original plastic extrusion snaps to front bow. All seams topstitched and heatsealed, plus reinforcements added for extra strength. Original style plastic corner brackets. Original style separating Coil Zipper in rear window, Zipper Slide on Top. Unzips right to left when facing vehicle from rear. Two Plastic quarter windows on each side. Installation instructions supplied. Must reuse factory stiffener rod. (Suzuki dealer part no. 78399-60A00).	Top with 5 Plastic Windows	7350	0.5		14
1989-94	Suzuki Sidekick (USA); Suzuki Vitara (Europe & Australia) Suzuki Escudo (Japan) Same Top as 7350 above except Zipper Unzips Left to Right when facing vehicle from rear.	Top with 5 Plastic Windows	7350L	0.5		14
1989-94	Suzuki Sidekick (USA); Suzuki Vitara (Europe & Australia) Suzuki Escudo (Japan) Asuna Sunrunner (Canada) For 7350 Top, and USA OEM Tops. OEM Style Single Ring Pull separating coil Zipper Unzips Right to Left when facing vehicle from rear. Full original style separating coil zipper sewn on PC7350 (Permits replacement of 1/2 zipper on top if this is damaged). Must reuse factory stiffener rod.	Replacement Rear Plastic Window	PC7350R	N/A		5
1989-94	Suzuki Sidekick (USA); Suzuki Vitara (Europe & Australia) Suzuki Escudo (Japan) Same Replacement Rear Plastic Window as PC7350R except Zipper Unzips Left to Right when facing vehicle from rear. For vehicles sold in Europe, Australia and Japan	Replacement Rear Plastic Window	PC7350L	N/A		5
1995-98	Suzuki Sidekick (USA), Suzuki Vitara (Europe & Australia) Suzuki Escudo (Japan) Original style pocket with Durable snaps at front and die cut plastic reinforcements. Single Ring Pull separating coil zipper Unzips Left to Right when facing vehicle from rear. Two removable quarter windows on each side.	Top with 5 Plastic Windows	7351	0.5		15 (Dim. Wt.)*

(Dim. Wt.)*.....Weight shown is actual weight. Air freight charges are based on higher Dimensional Weights

© Copyright 2011

Robbins Auto Top LLC • 321 Todd Court, Oxnard, CA 93030
USA. Tel 1-877-404-3200 • Fax: 1-805-604-3201 • www.robbsautotop.com

Years	Make/Model/Description	Product Type	Core Part #	Install Hrs.	Bow Ht.	Weight (lbs.)
1995-98	Suzuki Sidekick (USA), Suzuki Vitara (Europe & Australia) Suzuki Escudo (Japan) Single Ring Pull Zipper Unzips Left to Right when facing rear of vehicle. Full original style separating coil zipper sewn on PC7351L (Permits replacement of 1/2 zipper on top if damaged.)	Replacement Rear Plastic Window	PC7351L	N/A		4
1995-98	Suzuki Sidekick (USA), Suzuki Vitara (Europe & Australia) Suzuki Escudo (Japan) Same Replacement Rear Plastic Window as PC7351L above except Zipper Unzips Right to Left when facing vehicle from rear. For vehicles sold in Europe, Australia and Japan	Rear Plastic Window Assembly	PC7351R	N/A		4
1995-98	Suzuki Sidekick (USA), Suzuki Vitara (Europe & Australia) Suzuki Escudo (Japan) For 7351 Top, (pair). Side Curtains Zip into Top. Will also zip into USA 1995-98 Tracker and Sidekick OEM tops and dealer service parts tops.	Side Curtain Covers	SC7351	N/A		4

Original Topping 7349, 7350, 7351: Black/Black, White/White Cami Double Coated Vinyl.

1999-04	Suzuki Vitara, Grand Vitara Made with original style die cut black plastic reinforcements and black durable fasteners. Two quarter windows on each side. Single Ring Pull separating coil zipper Unzips Left to Right when facing vehicle from rear.	Top with 5 Plastic Windows	7352	0.5		14 (Dim. Wt.)*
1999-04	Suzuki Vitara, Grand Vitara For 7352 Top. Single Ring Pull Zipper Slide on replacement plastic window. Unzips Left to Right when facing rear of vehicle. Zips into 7352 top. Made with original style extrusion at bottom of window.	Replacement Rear Plastic Window	PC7352	N/A		4
1999-04	Suzuki Vitara, Grand Vitara For 7352 Top, (pair). Side Curtains Zip into Top.	Side Curtain Covers	SC7352	N/A		4

Original Topping 7352: Black/Black, White/White (New) Cami Double Coated Vinyl.

TOYOTA

Years	Make/Model/Description	Product Type	Core Part #	Install Hrs.	Bow Ht.	Weight (lbs.)
1984-85	Toyota Celica Front Top and Non-Original Plastic Window Sections. Made with Original style extrusion which fits to rear bow. Pre-drilled guide holes align to bottom of Tack rail. Headliner not supplied.	Combo Top	3000PC	8.0	20 1/2	12
1984-85	Toyota Celica Made with Original style extrusion which fits to rear bow. Glass window discontinued. P/N 3000 supercedes 2998. Pre-drilled guide holes align to bottom of Tack rail. Headliner not supplied.	Front Top Section	3000	6.0	20 1/2	9
1984-85	Toyota Celica For 3000CPC Combo and 3000 Tops. Charcoal lining to match headliner, Zipper, bottom color trim.	Non-Original Plastic Window Section	PC3000	2.0		5

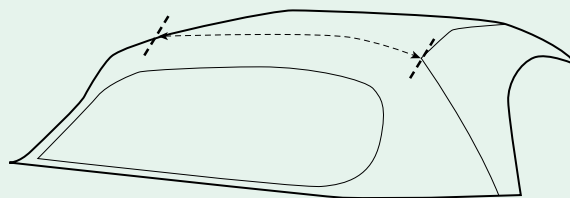
(Dim. Wt.)*.....Weight shown is actual weight. Air freight charges are based on higher Dimensional Weights

Years	Make/Model/Description	Product Type	Core Part #	Install Hrs.	Bow Ht.	Weight (lbs.)
1987-89	Toyota Celica A.S.C. Original style plastic extrusion snaps into rear bow. Headliner not supplied.	Combo Top	3001PC	8.0	21 1/4	11
1987-89	Toyota Celica A.S.C. Original style plastic extrusion snaps into rear bow. Headliner not supplied.	Front Top Section	3001	6.0	21 1/4	8
1987-89	Toyota Celica For 3001PC Combo and 3001 Tops, bottom color trim.	Plastic Window Section	PC3001	2.0		5
1987-89	Toyota Celica For 3001 Top. Made with original style extrusions.	Headliner	HL3001	2.0		6

CAUTION: Pinching and abrasion damage, cuts or holes can occur in 3001PC Combo and 3001 Tops due to the design of the top frame and top. Robbins cannot be held responsible for damage to our products as a result of the problems described above.

Original Topping for 3000, 3001: Black/Black Haartz Stayfast Cloth. 1984-85 Cloth tops were originally made with vinyl binding. HL3001Headliner :Charcoal Velour Cloth

1991-93	Toyota Celica Front Top and Plastic Window Sections, A.S.C. Wide Deck, measurement between deck seams at rear bow 36 1/4". Must reuse factory plastic extrusion and black metal retainer. Headliner not supplied.	Combo Top	3002PC	8.0	22 1/2	11
1991-93	Toyota Celica Front Top and Plastic Window Sections, A.S.C. Narrow Deck, measurement between deck seams at rear bow 35 3/4". Must reuse factory plastic extrusion and black metal retainer. Headliner not supplied.	Combo Top	3002APC	8.0	22 1/2	11



Measurement between Deck Seams, across rear bow:
 36 1/4" = Part No. 3002
 35 3/4" Part No. 3002A

1991-93	Toyota Celica Wide Deck. Measurement between deck seams at rear bow 36 1/4". Must reuse factory plastic extrusion and black metal retainer. Headliner not supplied.	Front Top Section	3002C	6.0	22 1/2	6
1991-93	Toyota Celica Narrow Deck. Measurement between deck seams at rear bow 35 3/4". Must reuse factory plastic extrusion and black metal retainer. Headliner not supplied.	Front Top Section	3002AC	6.0	22 1/2	6
<i>To Measure Deck Width: Measure deck across rear bow to seam folds. Due to shrinkage in tops over time measurements may</i>						
1991-93	Toyota Celica For 3002PC, 3002, 3002APC, 3002A Tops. Window double stitched as original. No Zipper, bottom color trim.	Plastic Window Section	PC3002	2.0		5

(Dim. Wt.)*.....Weight shown is actual weight. Air freight charges are based on higher Dimensional Weights

© Copyright 2011

Robbins Auto Top LLC • 321 Todd Court, Oxnard, CA 93030
 USA. Tel 1-877-404-3200 • Fax: 1-805-604-3201 • www.robbsautotop.com

Years	Make/Model/Description	Product Type	Core Part #	Install Hrs.	Bow Ht.	Weight (lbs.)
1991-93	Toyota Celica For 3002PC, 3002, 3002APC, 3002A Tops. Made with original style extrusions. <i>Original Topping for 3002, 3002A: Black, Blue Haartz Stayfast Cloth with Black backing. HL3002 Headliner: Charcoal Velour Cloth.</i>	Headliner	HL3002	2.0		6
1995-99	Toyota Celica Front Top and Heated Glass Window Sections, A.S.C. Made with original style top-stitched seams and cloth binding. Window section made with original style extrusion and stiffener rod to attach to rear bow. Headliner not supplied.	Combo Top	3003HD	11.0	24 1/2	17 (Dim. Wt.)*
1995-99	Toyota Celica A.S.C. Made with original style top-stitched seams and cloth binding. Headliner not supplied.	Front Top Section	3003	8.0	24 1/2	6
1995-99	Toyota Celica For 3003HD Combo and 3003C Tops. Made with original style extrusion and stiffener rod to attach to rear bow.	Heated Glass Window Section	HD3003	2.0		12 (Dim. Wt.)*
1995-99	Toyota Celica For 3003HD Combo and 3003C Tops. <i>Original Topping for 3002, 3002A: Black, Tan Haartz Stayfast Cloth with Black backing. HL3002 Headliner: Charcoal Velour Cloth.</i>	Headliner	HL3003	2.0		4
2000-03	Toyota Solara A.S.C. Matching Cloth binding. Window Section made with original style extrusion. White trace line aligns with bottom of Tack rail. Headliner not supplied..	Combo Top	3010CHD	8.0		19 (Dim. Wt.)*
2000-03	Toyota Solara A.S.C. Matching Cloth binding. White trace line aligns with bottom of Tack rail. Headliner not supplied.	Front Top Section	3010C	6.0		8
2000-03	Toyota Solara For 3010CHD Combo and 3010C Tops. Made with original style extrusion.	Heated Glass Window Section	HD301	2.0		12 (Dim. Wt.)*
2000-03	Toyota Solara For 3010CHD Combo and 3010C Tops. <i>Original Topping for 3010C: Black, Tan Topline Sun-Fast cloth with Black backing. HL301 Headliner: Black Velour Cloth.</i>	Headliner	HL3010	2.0		4
2004-09	Toyota Solara A.S.C. Made with Rainguards and OEM style sound dampening acoustic pad. Headliner not supplied	Top with Heated Glass Windows	3011C	8.0		20 (Dim. Wt.)*
2004-09	Toyota Solara Black Rainguards and Black Binding, A.S.C. Made as original for 2007-09 Solara models. For all other colors order 3011C. Headliner not supplied.	Tan Top with Heated Glass Window	3011AC	8.0		20 (Dim. Wt.)*
2004-09	Toyota Solara For 3011C and 3011AC Tops.	Headliner	HL3011	2.0		8
2004-09	Toyota Solara Nylon, for 3011C and 3011AC Tops.	Webbing Pads	PD3011	1.0		2

(Dim. Wt.)*.....Weight shown is actual weight. Air freight charges are based on higher Dimensional Weights

Years	Make/Model/Description	Product Type	Core Part #	Install Hrs.	Bow Ht.	Weight (lbs.)
2004-09	Toyota Solara 4' wide black Nylon with elastic, pair.	Tension Straps	TS3011			
<i>Original Topping for 301!C: Black, Tan Topline Sun-Fast GP30 Acoustic Twill Weave Cloth with Black drill backing. HL3011 Headliner: Black Velour Cloth.</i>						
2000-07	Toyota MR2 Spyder Made with original style sewn in side cables with brackets to attach to frame, and original style die cut retainer pieces. Toyota discontinued importing MR2 to the U.S. in 2005, and discontinued production in 2007. Early models are sometimes referred to as 1999 models. Our 3005 top fits all years.	Top with Heated Glass Window	3005	8.0		16 (Dim. Wt.)*
<i>Warning: Make sure that the MR2 Left and Right quarter brackets will pivot as they are designed to do. If necessary, lubricate with a penetrating lubricant like sewing machine oil (Not WD-40 or silicone) before installing new top. If these brackets bind the top may tear at lower B pillars and/or upper rear of front quarters</i>						
<i>Original Topping for 3005: Black and Tan MR2 pebble grain vinyl with black backing. Original vinyl is Not Offered. We recommend RC (Cabrio Grain) vinyl as the best substitute. NOTE: RC MTB is the most commonly ordered tan for our 3005 top; however, there is no RC tan that exactly matches the original. See tan RC samples before ordering.</i>						

TRIUMPH

Years	Make/Model/Description	Product Type	Core Part #	Install Hrs.	Bow Ht.	Weight (lbs.)
<i>NOTE: Most Triumph Tops require replacement straps or Velcro as part of the installation. Straps and/or Velcro are not included with our Tops, and time to install these items is not included in our estimated installation hours.</i>						
<i>Ordering Tip: Please refer to Commission Numbers in addition to model years to select the correct product for early Triumph convertibles. The Commission number plate is located on the right side of the vehicle's bulkhead.</i>						
1953-55	Triumph TR2 Fits cars with Commission #TS4400 up to #TS5256. 10 English Tenax and other fasteners included in box. (Original baby Tenax fasteners not available.)	Top with 3 Plastic Windows	2201	6.0		7
1955-57	Triumph TR2, TR3, Early TR3A Fits car with No door handles, from Commission #TS5256 to #TS41742. 10 English Tenax and other fasteners included in box, (No pegs)	Top with 3 Plastic Windows	2202	6.0		7
1954-55	Triumph TR2, TR3, TR3A Fits Commission. #TS5256 up to #TS41752. Early style, no Side zippers. 13 English Tenax and other fasteners included in box. (Original baby Tenax fasteners not available.)	Tonneau Cover	1201	3.0		6
1957-61	Triumph TR3A, TR3B Fits Commission numbers later than TS41742. 10 English Tenax and other fasteners included in box.	Top with 3 Plastic Windows	2204	6.0		7
1956-63	Triumph, Late TR3A, TR3B Late Style, with Side Zippers. Fits Commission numbers later than #TS41752. Fasteners included in box.	Tonneau Cover	1204	3.0		7
1961-65	Triumph TR4 Fits car with 3 Piece front metal rod (not supplied) and Roll-up Door Glass. Fasteners included in box.	Top with 3 Plastic Windows	2205	6.0		8

(Dim. Wt.)*.....Weight shown is actual weight. Air freight charges are based on higher Dimensional Weights

Years	Make/Model/Description	Product Type	Core Part #	Install Hrs.	Bow Ht.	Weight (lbs.)
1961-65	Triumph TR4 Fasteners included in box.	Tonneau Cover	1205	3.0		7
1966-67	Triumph TR4A Fits car with front header bow. Fasteners included in box.	Top with 3 Plastic Windows	2206	6.0		8
1966-67	Triumph TR4A Fasteners included in box..	Tonneau Cover	1206	3.0		6
<i>Original Topping for 2201, 2202, 2204, 2205: Black/Black British Double Coated vinyl (Discontinued).</i>						
1967-68	Triumph TR250, TR5 (Europe) Original style Black plastic covered Durable snaps and other fasteners included in box. (No Zipper center window.)	Top with 3 Plastic Windows	2207	5.0		7
1967-68	Triumph TR250, TR5 (Europe) Same Top as 2207 above made as original with 3M Scotchlite Silver-Gray Reflective strip.	Top with 3 Plastic Windows	2219	5.0		8
1967-68	Triumph TR250, TR5 (Europe) Fits with folding headrests. Fasteners included in box.	Tonneau Cover	1207	3.0		6
1969-76	Triumph TR-6 Zipper Center Window. Original style Black plastic covered Durable snaps and other fasteners included in box.	Top with 3 Plastic Windows	2207A	4.0		8
1969-76	Triumph TR-6 Same Top as 2207A above made as original with 3M Scotchlite Silver-Gray Reflective strip.	Top with 3 Plastic Windows	2220	4.0		8
1969-76	Triumph TR-6 Fasteners included in box.	Tonneau Cover	1207A	3.0		6
1969-76	Triumph TR-6 Fasteners included in box.	Tonneau Cover with Headrest Pockets	1207AH	3.0		6
1979-81	Triumph TR-7, TR-8 Original style Black plastic covered Durable snaps and other fasteners included in box.	Zipper Center Window	2208	4.0		8
1979-81	Triumph TR-7, TR-8 Fasteners included in box.	With Side Zippers	1208	3.0		6
<i>Original Topping for 2206, 2207, 2219, 2207A, 2220, 2208: Black/Black and other colors British Double Coated vinyl (Discontinued).</i>						
1963-66	Triumph Spitfire 4, Mark II Fits car with 3-Piece front metal rod (not supplied). Top has Ranguards. Fasteners included in box.	Top with 3 Plastic Windows	2209	5.0		7
1963-67	Triumph Spitfire 4, Mark II With Side Zippers. Fasteners included in box.	Tonneau Cover	1209	3.0		6
1967-69	Triumph Spitfire Mark III Fits car with Front bow and folding top frame. Top has Ranguards. Fasteners included in box.	Top with 3 Plastic Windows	2209A	5.0		7
1967-69	Triumph Spitfire Mark III With Side Zippers. Fasteners included in box.	Tonneau Cover	1209A	3.0		6
1969-70	Triumph Spitfire Mark III With Side Zippers. Fasteners included in box	Tonneau Cover with Headrest Pockets	1209AH	3.0		6

(Dim. Wt.)*.....Weight shown is actual weight. Air freight charges are based on higher Dimensional Weights

Years	Make/Model/Description	Product Type	Core Part #	Install Hrs.	Bow Ht.	Weight (lbs.)
1970-71	Triumph Spitfire Mark III Zipper Center Window. Fasteners included in box.	Top with 3 Plastic Windows	2211	6.0		7
1969-70	Triumph Spitfire Mark III With Side Zippers. Fasteners included in box .	Tonneau Cover with Headrest Pockets	1209AH	3.0		6
1971	Triumph Spitfire Mark III With Side Zippers Fasteners included in box.	Tonneau Cover with Headrest Pockets	1211H	3.0		6
1960-70	Triumph Herald, Vitesse, Sports Six, 1200, 13/60 Fasteners included in box.	Top with 3 Plastic Windows	2210	6.0		7
1971-80	Triumph Spitfire Mark IV Zipper Center Window. Original style black plastic covered Durable snaps included in box.	Top with 3 Plastic Windows	2212	4.0		8
1971-77	Triumph Spitfire Mark IV Fasteners included in box.	Tonneau Cover with Headrest Pockets	1212H	3.0		6
1978-80	Triumph Spitfire Mark IV Fasteners included in box.	Tonneau Cover with Headrest Pockets	1212AH	3.0		6
<i>Original Topping for 2209, 2209A, 2210, 2211 and 2212: Black/Black British Double Coated vinyl (Discontinued).</i>						
1971-72	Triumph Stag Zipper Center Window. Fasteners included in box.	Top with 3 Plastic Windows	2213	8.0		9
1973-77	Triumph Stag Fasteners included in box .	Top with 1 Zipper Plastic Window	2214	8.0		9
<i>Original Topping for 2213 and 2214: Black Cotton cloth. Discontinued)</i>						

VOLKSWAGEN

Years	Make/Model/Description	Product Type	Core Part #	Install Hrs.	Bow Ht.	Weight (lbs.)
1954-57	Volkswagen Beetle Model 1200 Fits to factory glass window. Headliner not supplied.	Top, No Window	2022	6.0		7
1958-62	Volkswagen Beetle Model 1200 Fits to factory glass window. Uses side tension cables. Staples around rear. Front header bow fits into pocket. Top has Wire-On at rear bow. Headliner not supplied.	Top, No Window	2026	6.0		7
<i>Original Topping for 2022 and 2026: Black cotton cloth. (Discontinued)</i>						
1963-*67	Volkswagen Beetle Model 1200 Fits to factory glass window. Uses side tension cables. Front header bow fits into pocket. Top has Wire-On over rear bow. Headliner not supplied. . *For 1967 model with wood front bow and rear mounting cable, order 2028.	Top, No Window	2027	6.0	22 1/2	9
1963-67	Volkswagen Beetle Model 1200 Fasteners included in box.	Top Boot	B1027	1.0		6
1968-79	VW Beetle, Karmann Ghia, Rabbit, Cabriolet , (pair).	Side Tension Cables	CBLVWRS	0.5		1

(Dim. Wt.)*.....Weight shown is actual weight. Air freight charges are based on higher Dimensional Weights

Years	Make/Model/Description	Product Type	Core Part #	Install Hrs.	Bow Ht.	Weight (lbs.)
*1968-72	Volkswagen Beetle, Model 1302 Fits to factory glass window. Wood Front Bow. Attaches with rear mounting cable. Vinyl tops made with heatsealed quarters, as original. Headliner not supplied. Bow Height measured from cable lip to top of rear bow.	Top, No Window	2028	6.0	23 1/2	8
1968-72	Volkswagen Beetle Model 1302. Fasteners included in box.	Top Boot	B1028	1.0		6
1968-79	Volkswagen Beetle Model 1302. For 2028 and 2060 Tops, (each).	Rear Mounting Cable	CBL2028R	0.5		2
1968-79	Volkswagen Beetle Model 1302. VW Beetle, Karmann Ghia, Rabbit, Cabriolet (pair).	Side Tension Cables	CBLVWRS	0.5		1
1973-79	Volkswagen Beetle Model 1303 Fits to factory glass window. Metal Front Bow. Attaches with rear mounting cable. Vinyl tops made with heatsealed quarters as original. Window measures approximately 6" above rear tension cable.	Top, No Window	2060	6.0	23 1/2	8
1973-79	Volkswagen Beetle Model 1303 For 2060 Top, White (Call for Black).	Headliner	HL2060	3.0		6
1973-79	Volkswagen Beetle Model 1303 Fasteners included in box.	Top Boot	B1060	1.0		6
1968-79	Volkswagen Beetle Model 1303 For 2028 and 2060 Tops, (each).	Rear Mounting Cable	CBL2028R	0.5		2
1968-79	Volkswagen Beetle Model 1303 VW Beetle, Karmann Ghia, Rabbit, Cabriolet, (pair).	Side Tension Cables	CBLVWRS	0.5		1
<i>Original Topping for 2027, 2028, 2060: Black Diamond Grain German Vinyl.HL2060 Headliner: White Vinyl.</i>						
1973-78	Volkswagen Thing, Type 181, Type 182, Kubelwagen, Mehrweckwagen, Safari, Trekker Black Grommets installed at rear. Original metal bar at rear must be reused to install top. Side curtains not supplied.	Top with 1 Plastic Window	2065	5.0		16
<i>Original Topping for 2065: Black German Double Coated Crush Grain Vinyl (Discontinued)</i>						
1980-93	Volkswagen Rabbit, Cabriolet, Golf I (Europe) Fits to factory glass window. Made with Rainguard deck seams and embossed heatsealed quarters as original, U.S. Patent 4,684,419. Stainless steel stiffener rods included in box to insert into rear extrusion. With top removed from car, Bow Height measured from top of the metal cable sleeve to the center of the rear bow. Top made with two sets of straps, cut off straps you do not need. Headliner not supplied.	Top, No Window	2062	6.0	25 1/4	10
1980-81	Volkswagen Rabbit, Cabriolet, Golf I (Europe) For 2062 Top.	Headliner	HL961	3.0		6
1982-85	Volkswagen Rabbit, Cabriolet, Golf I (Europe) For 2062 Top.	Headliner	HL962	3.0		6
1986-93	Volkswagen Rabbit, Cabriolet, Golf I (Europe) For 2062 Top.	Headliner	HL963	3.0		6
1980-81	Volkswagen Rabbit, Cabriolet, Golf I (Europe)	Top Boot	B1061	N/A		6
1982-93	Volkswagen Rabbit, Cabriolet, Golf I (Europe)	Top Boot	B1062	N/A		7
1980-93	Volkswagen Rabbit, Cabriolet, Golf I (Europe) OEM style rubberized horeshair pad for 2062 top.	Top Pad with Cover	PD2062	1.0		7

(Dim. Wt.)*.....Weight shown is actual weight. Air freight charges are based on higher Dimensional Weights

Years	Make/Model/Description	Product Type	Core Part #	Install Hrs.	Bow Ht.	Weight (lbs.)
1980-93	Volkswagen Rabbit, Cabriolet, Golf I (Europe) For 2062 Top pad (pad not supplied)	Cover Only	CV2062	0.5		6
1980-93	VW Beetle, Karmann Ghia, Rabbit, Cabriolet, (pair).	Side Tension Cable	CBLVWRS	0.5		1
1980-93	Volkswagen Rabbit, Cabriolet, Golf I (Europe) For 2062 Top, (each).	Rear Mounting Cable	CBL2062R	0.5		2
<i>Original Topping: 1980-84 Rabbit, 1983 Only Wolfsburg Special Edition: Black & colors Diamond Grain German Vinyl. 1985-93 Rabbit, Cabriolet, Golf: Black and colors Cabrio Grain Vinyl, 1991-93 Etienne Aigner Special Edition: Black, Blue and Red Sonnenland German Cloth with Black backing. Headliner: 1980-1992 White Vinyl; 1993 White and Black Vinyl.</i>						
1995-00	Volkswagen Cabrio, Golf III (Europe) Top, No Window. Fits to factory glass window. Made with plastic extrusions, no deck seams, and no binding as original. Top requires 60" wide topping to manufacture. Headliner not supplied.	Top, No Window	2064	6.0		9
1995-00	Volkswagen Cabrio, Golf III (Europe) Headliner for 2064 Top. Must reuse plastic extrusions from original headliner.	Headliner	HL2064	3.0		4
1995-00	Volkswagen Cabrio, Golf III (Europe) Side Tension Cables for 2064 Top, (pair).	Side Tension Cables	CBL2064	0.5		2
<i>Original Topping 2064: Black/Black, Blue/Black, (Keisel) Gray/Black, White/Black German Cabrio Grain Vinyl. Black, Blue and other colors Haartz Twillfast Cloth with Black Dobby backing. HL 2064 Headliner: Black and Gray cloth.</i>						
2001-02	Volkswagen Cabrio, Golf III (Europe) Made with original style extrusion. No Deck Seams, and No Binding as original. OEM style brackets on glass attach to OEM control arms that connect to frame. NOTE: Check the rear window before ordering. Order 2064 if top has a rubber seal around the rear window. Headliner not supplied.	Top with Heated Glass Window	2066	6.0		18 (Dim. Wt.)*
2001-02	Volkswagen Cabrio, Golf III (Europe) For 2064 and 2066 Tops. Must reuse plastic extrusions from original headliner.	Headliner	HL2064	3.0		4
<i>Original Topping for 2066: Black, White and other colors Twill Grain German Vinyl; Black, Blue Haartz Twillfast Cloth with Black Dobby backing; other colors Sonnenland A5 German Cloth with Black Dobby backing. HL2064 Headliner: Black and Gray Cloth.</i>						
2003-10	Volkswagen New Beetle POWER Top Frame. Made with original style German zippers, which attach the top to the OEM top pad. Made with original style extrusions. Metal brackets installed around heated glass window to connect to control arms on top frame which guide glass when top is lowered or raised. Headliner not supplied.	Top with Heated Glass Window	2068C	9.0		20 (Dim. Wt.)*

(Dim. Wt.)*.....Weight shown is actual weight. Air freight charges are based on higher Dimensional Weights

Years	Make/Model/Description	Product Type	Core Part #	Install Hrs.	Bow Ht.	Weight (lbs.)
2003-10	Volkswagen New Beetle, MANUAL Top Frame. Made with small front pad with extrusion, and welt cords sewn to top, which attach the top to the frame and main pad. Made with original style extrusions. Metal brackets installed around heated glass window to connect to control arms on top frame which guide glass when top is lowered or raised. Headliner not supplied. <i>Original Topping for 2068C & 2068AC: Black, Titan Gray and Cream A5 German Cloth with Black Dobby backing.</i>	Top with Heated Glass Window	2068AC	9.0		20 (Dim. Wt.)*



Volkswagen

VOIVO

Years	Make/Model/Description	Product Type	Core Part #	Install Hrs.	Bow Ht.	Weight (lbs.)
1999-06	Volvo C70 Made with original style zipper around glass to zip into OEM headliner. Made with original style die cut plastic pieces and elastic straps on quarters. Headliner not supplied. <i>Original Topping: Black, Marine Blue and Beige Sonnenland A5 Cloth with Black Dobby Backing</i>	Top with Heated Glass Window	8400C	8.0		20 (Dim. Wt.)*

Volvo

(Dim. Wt.)*.....Weight shown is actual weight. Air freight charges are based on higher Dimensional Weights

Convertible/Original Cloth Topping Cross Reference

Range of Years	Convertible Make & Model	Robbins Part No.	Cloth Type	Color No.	Surface Color	Backing Color	Cloth Code
1995-03	Alfa Romeo	2081C, PC2081	Haartz Stayfast Cloth	848	Black	Black	ST BKB
2010-On	Alfa Romeo 8C	TBA	Sonnenland A5 German Cloth	94581001A	Black	Black Dobby	A5 BKB
			Sonnenland A5 German Cloth	94581854A	Grenadine	Black Dobby	A5 RDB
			Sonnenland A5 Singed German Cloth	94782203A	Brown	Black Dobby	A5S BRB
1992-95	Audi Cabriolet	3200C	Sonnenland Classic German Cloth	9300002A	Black	Black Dobby	GR BKB
			Sonnenland Classic German Cloth	9300004A	Blue	Black Dobby	GR BLB
1996-98	Audi Cabriolet	3200C	Haartz Twillfast Cloth	1973	Black	Black Dobby	TW BKB
			Haartz Twillfast Cloth	1952	Blue	Black Dobby	TW BLB
1999-2005	Audi TT	3220C	Haartz Twillfast RPC Cloth	1973	Black	Black Dobby	TWR BKB
			Haartz Twillfast RPC Cloth	1952	Blue	Black Dobby	TWR BLB
			Haartz Twillfast RPC Cloth	2534	Euro Green	Black Dobby	TW EUB*
2006-11	Audi TT	3221C	Sonnenland A5 German Cloth	94581001A	Black	Black Dobby	A5 BKB
			Sonnenland A5 German Cloth	94580704A	Jive	Black Dobby	A5 JIB
			Sonnenland A5 German Cloth	94977354A	MotoGray	Black Dobby	A5 GYB
2003-09	Audi A4, S4 Cabriolet	3201C	Sonnenland A5 German Cloth	94581001A	Black	Black Dobby	A5 BKB
			Sonnenland A5 German Cloth	94536704A	Marine Blue	Black Dobby	A5 IDB*
			Sonnenland A5 German Cloth	94580704A	Jive	Black Dobby	A5 JIB
			Sonnenland A5 German Cloth	94581204A	Bordeaux	Black Dobby	A5 BDB
2008-On	Audi A3	TBA	Sonnenland A5 German Cloth	94581001A	Black	Black Dobby	A5 BKB
			Sonnenland A5B Acoustic German Cloth	94736700A	Marine Blue	Black Dobby	A5B MAB
			Sonnenland A5B Acoustic German Cloth	94784000A	Bordeaux	Black Dobby	A5B BDB
2009-On	Audi A5,S6	TBA	Sonnenland A5 German Cloth	94581001A	Black	Black Dobby	A5 BKB
			Sonnenland A5B Acoustic German Cloth	94736700A	Marine Blue	Black Dobby	A5B MAB
			Sonnenland A5B Acoustic German Cloth	94784000A	Bordeaux	Black Dobby	A5B BDB
2010-On			Sonnenland A5B Acoustic German Cloth	94782203A	Brown	Black Dobby	A5B BRB
2010-On	Audi R8	TBA	Sonnenland A5 German Cloth	94581001A	Black	Black Dobby	A5 BKB
			Sonnenland A5 German Cloth	94581204A	Bordeaux	Black Dobby	A5 BDB
			Sonnenland A5 German Cloth	94782203A	Brown	Black Dobby	A5 BRB
1987-92	BMW E30, 3-Series	2710NC, 2710NR	Sonnenland Classic German Cloth	9300002A	Black	Black Dobby	GR BKB
			Sonnenland Classic German Cloth	9300004A	Blue	Black Dobby	GR BLB
			Sonnenland Classic German Cloth	9300009A	Brown	Black Dobby	GR BRB
1993	BMW E30, 3-Series	2710NC, 2710NR	Haartz Twillfast Cloth	1973	Black	Black Dobby	TW BKB

Convertible/Original Cloth Topping Cross Reference

Range of Years	Convertible Make & Model	Robbins Part No.	Cloth Type	Color No.	Surface Color	Backing Color	Cloth Code
		2711NC, 2711NR	Haartz Twillfast Cloth	1952	Blue	Black Dobby	TW BLB
			Haartz Twillfast Cloth	1951	Brown	Black Dobby	TW BRB
1994-1999	BMW E36, 3-Series	2712C, 2713C	Haartz Twillfast Cloth	1973	Black	Black Dobby	TW BKB
			Haartz Twillfast Cloth	1980	Mauve Blue	Black Dobby	N/A
			Haartz Twillfast Cloth	1981	English Green	Black Dobby	TW GRB
2000-08	BMW E46, 3-Series	2714C	Haartz Twillfast RPC Cloth	1973	Black	Black Dobby	TWR BKB
			Haartz Twillfast RPC Cloth	1952	Blue	Black Dobby	TWR BLB
			Haartz Twillfast RPC Cloth	2540	Deep Green	Black Dobby	TWR DGB
1996-02	BMW E37 Z3	2750C	Haartz Twillfast Cloth	1973	Black	Black Dobby	TW BKB
			Haartz Twillfast Cloth	2061	Dk. Beige	Black Dobby	TW BGB
			Haartz Twillfast Cloth	1980	Mauve Blue	Black Dobby	N/A
			Haartz Twillfast Cloth	1981	English Green	Black Dobby	TW GRB
2003-2007	BMW E85 Z4	2752C	Haartz Twillfast RPC Cloth	1973	Black	Black Dobby	TWR BKB
			Haartz Twillfast RPZ Cloth	2508	Beige	Black Dobby	TWR ZBB
			Haartz Twillfast RPZ Cloth	2509	Basalt Gray	Black Dobby	TWR GYB
2004-08	BMW Mini	2760C	Haartz Twillfast RPC Cloth	1973	Black	Black Dobby	TWR BKB
			Haartz Twillfast RPC Cloth	1952	Blue	Black Dobby	TWR BLB
			Haartz Twillfast RPC Cloth	2540	Deep Green	Black Dobby	TWR DGB
2009-11	BMW Mini	TBA	Haartz Twillfast RPC Cloth	1973	Black	Black Dobby	TWR BKB
			Haartz Twillfast RPC Cloth	1064	Hot Chocolate	Black Dobby	TWR HCB
			Sonnenland A5B Acoustic German Cloth	94890004A	Denim Blue	Black Dobby	A5B DBB
2004-09	BMW E 64 6 Series	2765C	Haartz Twillfast RPC Cloth	1973	Black	Black Dobby	TWR BKB
2004-2009			Haartz Twillfast RPZ Cloth	2509	Basalt Gray	Black Dobby	TWR GYB
2008-On	BMW 1 Series	TBA	Sonnenland A5B Acoustic German Cloth	94781000A	Black	Black Dobby	A5B BKB
			Sonnenland A5B Acoustic German Cloth	94790004A	Black/Silver	Black Dobby	A5B BSB
			Sonnenland A5 German Cloth	94788404A	Beige 88	Black Dobby	A5 BGB
2010-On	Fiat 500	TBA	Haartz Twillfast RPC Cloth	1973	Black	Black Dobby	TWR BKB
			Haartz Twillfast RPC Cloth	2358	Bordeaux	Black Dobby	TWR BDB
			Haartz Twillfast RPC Cloth	2497	Pebble Beige	Black Dobby	TWR PBB
1987-91	Cadillac Allante	7409R	Sonnenland Classic German Cloth	9300002A	Black	Black Dobby	GR BKB

Convertible/Original Cloth Topping Cross Reference

Range of Years	Convertible Make & Model	Robbins Part No.	Cloth Type	Color No.	Surface Color	Backing Color	Cloth Code
1992-93			Haartz Stayfast Cloth	848	Black	Black	ST BKB
1987-93	camaro, Firebird	7203, 04, 05, 06	Haartz Stayfast Cloth	848	Black	Black	ST BKB
1994-02	Chev Camaro/ Pont Firebird	7210C, HD720	Haartz Stayfast Cloth	848	Black	Black	ST BKB
1994-1995			Haartz Stayfast Cloth	2799	Tan	Black	ST TAB
1996-2002			Haartz Stayfast Cloth	9648	Dk. Beige	Black	ST BGB
2011-On	Camaro	7220C	Haartz Twillfast RPC Cloth	1973	Black	Black Dobby	TWR BKB
			Haartz Twillfast RPC Cloth	2445	F. Beige	Black Dobby	TWR FBB
			Haartz Twillfast RPC Cloth	2913	Maroon	Black Dobby	TWR MRB
1986-93	Chevrolet Corvette	2056WS	Haartz Stayfast Cloth	848	Black	Black	ST BKB
1991-93			Haartz Stayfast Cloth	2776	Blue	Black	ST BLB
1991-93			Haartz Stayfast Cloth	2799	Tan	Black	ST TAB
1993			Haartz Stayfast Cloth	2972	Dk. Ruby	Black	N/A
1994-96	Chevrolet Corvette C4	2057C	Haartz Stayfast Cloth	848	Black	Black	ST BKB
1994			Haartz Stayfast Cloth	2799	Tan	Black	ST TAB
1995-96			Haartz Stayfast Cloth	2024	Driftwood	Black	ST DRB
1998-2001	Chevrolet Corvette C5,	2058C	Haartz Twillfast Cloth	1973	Black	Black Dobby	TW BKB
1998-01			Haartz Twillfast Cloth	2090	Lt. Oak	Black Dobby	TW LOB
1998-01			Haartz Twillfast Cloth	2497	Med. Neutral	Black Dobby	N/A
2002-04			Haartz Twillfast MC Cloth**	1973	Black	Black Dobby	MC BKB
2002-04			Haartz Twillfast MC Cloth**	2090	Lt. Oak	Black Dobby	N/A
2002-04			Haartz Twillfast MC Cloth**	2497	Med. Neutral	Black Dobby	N/A
2005-On	Chevrolet Corvette C6	2059C	Haartz Twillfast MC Cloth**	1973	Black	Black Dobby	MC BKB
			Haartz Twillfast MC Cloth**	2905	GrayBeige	Black Dobby	N/A
			Haartz Twillfast MC Cloth**	2359	Titan Grey	Black Dobby	N/A
1996-07	Chrysler Sebring	5411C, 5412C	Haartz Twillfast JX Cloth	1973	Black	Gray	LM BKG
1996-97			Haartz Twillfast JX Cloth	2083	Camel	Gray	LM CMG
1997			Haartz Twillfast JX Cloth	2448	Beige	Gray	LM BGG
1998-07			Haartz Twillfast JX Cloth	2034	Sandalwood	Gray	LM SLG
2002			Haartz Twillfast JX Cloth	2426	Bridgewater Blue	Gray	LM BLG
2003-05			Haartz Twillfast JX Cloth	2502	Seamist Green	Gray	N/A
2008-10	Chrysler Sebring	5413, 5413C	Haartz Twillfast RPC Cloth	1973	Black	Black Dobby	TWR BKB
			Haartz Twillfast RPC Cloth	2504	Taupe	Black Dobby	TWR TPB

Convertible/Original Cloth Topping Cross Reference

Range of Years	Convertible Make & Model	Robbins Part No.	Cloth Type	Color No.	Surface Color	Backing Color	Cloth Code
			Haartz Twillfast RPC Cloth	2497	Pebble Beige	Black Dobby	TWR PBB
2004-08	Chrysler PT Cruiser	5420	Haartz Twillfast RPC Cloth	1973	Black	Black Dobby	TWR BKB
2004-06			Haartz Twillfast RPC Cloth	2504	Taupe	Black Dobby	TWR TPB
2005			Haartz Twillfast RPC Cloth	2913	Maroon	Black Dobby	TWR MRB
2006-8			Haartz Twillfast RPC Cloth	2497	Pebble Beige	Black Dobby	TWR PBB
2011-On	Chrysler 200	N/A	Haartz Twillfast RPC Cloth	1973	Black	Black Dobby	TWR BKB
			Haartz Twillfast RPC Cloth	2497	Pebble Beige	Black Dobby	TWR PBB
2003-04	Ford Mustang Cobra	6213C	Haartz Twillfast RPC Cloth	1973	Black	Black Dobby	TWR BKB
			Haartz Twillfast RPC Cloth	2034	Dk. Parchment	Black Dobby	LM SLG*
2005-On	Ford Mustang, Cobra/ GT500,	6220C, 6221C	Haartz Twillfast RPC Cloth	1973	Black	Black Dobby	TWR BKB
2001-05	Ford Thunderbird	2514, HD514	Haartz Landmark Cloth	1782	Black	Gray	ST BKB*
2004-05			Haartz Twillfast JU Cloth	2597	Merlot	Gray	N/A
2004-05			Haartz Twillfast JU Cloth	2090	Light Oak	Gray	TW LOB*
2004-05			Haartz Twillfast JU Cloth	2595	Lt. Ash	Gray	N/A
			Haartz Twillfast JU Cloth	2912	Md. Lt. Stone	Gray	N/A
			Haartz Twillfast JU Cloth	2599	Md. Steel Blue	Gray	N/A
1989-95	Jaguar XJS	2422R	Sonnenland Classic German Cloth	9300011A	Black	Tan Dobby	GR BKT
			Sonnenland Classic German Cloth	9300008A	Blue	Tan Dobby	GR BLT
			Sonnenland Classic German Cloth	9300010A	Brown	Tan Dobby	GR BRT
1997-2006	Jaguar XK8, XKR	2423C	Haartz Twillfast Cloth	1973	Black	Black Dobby	TW BKB
1997-2001			Haartz Twillfast Cloth	2319	Dk. Jaguar Blue	Black Dobby	N/A
1997-2001			Haartz Twillfast Cloth	2014	Beige	Black Dobby	TW TAB
1997-2001			Haartz Twillfast Cloth	2322	Racing Green	Black Dobby	N/A
1997-1998			Haartz Twillfast Cloth	2034	Sable	Black Dobby	N/A
1997-1998			Haartz Twillfast Cloth	2311	Stone	Black Dobby	N/A
2002-06			Sonnenland A5 German Cloth	94581001A	Black	Black Dobby	A5 BKB
2002-06			Sonnenland A5 German Cloth	94282300A	Beige	Black Dobby	A5 BEB
2002-06			Sonnenland A5 German Cloth	94283800A	Sandalwood	Black Dobby	N/A
2002-06			Sonnenland A5 German Cloth	9428300A	Indigo Blue	Black Dobby	A5 IDB
2002-06			Sonnenland A5 German Cloth	94282800A	Black Green	Black Dobby	N/A
2002-06			Sonnenland A5 German Cloth	94582903A	Gray Beige 06	Black Dobby	N/A

Convertible/Original Cloth Topping Cross Reference

Range of Years	Convertible Make & Model	Robbins Part No.	Cloth Type	Color No.	Surface Color	Backing Color	Cloth Code
2007-On	Jaguar XK150	TBA	Sonnenland A5 German Cloth	94581001A	Black	Black Dobby	A5 BKB
			Sonnenland A5 German Cloth	94283800A	Sandalwood	Black Dobby	N/A
			Sonnenland A5 German Cloth	9428300A	Indigo Blue	Black Dobby	A5 IDB
			Sonnenland A5 German Cloth	94582903A	Gray Beige 06	Black Dobby	N/A
2003-05	Mazda Miata	2916C/ 2917C	Haartz Stayfast Cloth	848	Black Blue Gray Lt. Neutral	Black	ST BKB
			Haartz Stayfast Cloth	2776	Blue	Black	ST BLB
			Haartz Stayfast Cloth	9009	Gray	Black	ST GYB
			Haartz Stayfast Cloth	2514	Med. Neutral	Black	N/A
2006-2011	Mazda Miata	2968 (TBA)	Haartz Stayfast Cloth	848	Black	Black	ST BKB
2006-07			Haartz Stayfast C Cloth	1925	Black	Black	STC BKB
2006			Haartz Stayfast Cloth	2514	Med. Neutral	Black	STC NTB
2006-07			Haartz Stayfast C Cloth	2944	Brick	Black	N/A
2008			Haartz Stayfast C Cloth	2728	Brown	Black	ST BRB
2009-2011			Haartz Stayfast C Cloth	2024	Driftwood	Black	ST DRB
1972-89	Mercedes SL	2040NR, 2040R	Sonnenland Classic German Cloth	93000011A	Black	Tan Dobby	GR BKT
			Sonnenland Classic German Cloth	93000008A	Blue	Tan Dobby	GR BLT
			Sonnenland Classic German Cloth	93000010A	Brown	Tan Dobby	GR BRT
1990-01	Mercedes SL	2042R	Sonnenland Plus German Cloth	93200071A	Black	Black Dobby	A5 BKB
1990-01			Sonnenland Plus German Cloth	9300072A	Blue	Black Dobby	A5 BLB
1990-01			Sonnenland Plus German Cloth	93200073A	Brown	Black Dobby	A5 BRB
1999-2001			Sonnenland A5 German Cloth	94584101A	Mineral Green	Black Dobby	N/A
1999-2001			Sonnenland A5 German Cloth	94583901A	Orion Gray	Black Dobby	A5 OGB
1999-03	Mercedes CLK	2043C	Sonnenland A5 German Cloth	94581001A	Black	Black Dobby	A5 BKB
			Sonnenland A5 German Cloth	94581601A	Mauve Blue	Black Dobby	N/A
			Sonnenland A5 German Cloth	94583901A	Orion Gray	Black Dobby	A5 OGB
			Sonnenland A5 German Cloth	94584101A	Mineral Green	Black Dobby	N/A
2004-09	Mercedes CLK	2046C	Sonnenland A5 German Cloth	94581001A	Black	Black Dobby	A5 BKB
			Sonnenland A5 German Cloth	94581404A	Ink Blue	Black Dobby	N/A
			Sonnenland A5 German Cloth	94581504A	Alpaca Gray	Black Dobby	A5 APB
2011-On	Mercedes E Class	TBA	Sonnenland A5B Acoustic German Cloth	94781000A	Black	Black Dobby	A5B BKB
			Sonnenland A5B Acoustic German Cloth	94581404A	Ink Blue	Black Dobby	N/A
			Sonnenland A5B Acoustic German Cloth	94780700A	Jive	Black Dobby	A5B JIB

Convertible/Original Cloth Topping Cross Reference

Range of Years	Convertible Make & Model	Robbins Part No.	Cloth Type	Color No.	Surface Color	Backing Color	Cloth Code
			Sonnenland A5B Acoustic German Cloth	94784000A	Bordeaux	Black Dobby	A5B BDB
1996-99	Mitsubishi Eclipse	2475C	ToplineT3000 Cloth	1878	Black	Black	SF BKB
			ToplineT3000 Cloth	1944	Tan	Black	SF TAB
2000-05	Mitsubishi Eclipse	2476C	ToplineT3000 Cloth	1878	Black	Black	SF BKB
2000-05			ToplineT3000 Cloth	1944	Tan	Black	SF TAB
2003-04		Note: SF and ST Taupe are Not the	ToplineT3000 Cloth	2506	Taupe	Black	N/A
2004-05			Haartz Stayfast Cloth	2510	Taupe	Black	N/A
2004-05		same color	Haartz Stayfast Cloth	2776	Blue	Black	ST BLB
2006-09	Mitsubishi Eclipse	2477C	ToplineT3000 Cloth	1878	Black	Black	SF BKB
			ToplineT3000 Cloth	2931	Medium Gray	Black	N/A
			Haartz Stayfast Cloth	2510	Taupe	Black	N/A
2009-On	Nissan 370Z	TBA	Haartz Stayfast C Cloth	848	Black	Black	ST BKB
			Haartz Stayfast C Cloth	1259	Dark Cherry	Black	N/A
2011-On	Nissan Murano	TBA	Haartz Twillfast Cloth	1973	Black	Black	TW BKB
			Haartz Twillfast Cloth	1273	Neutral	Black	N/A
1997-04	Opel / Holden Astra	2852C	Haartz Twillfast Cloth	1973	Black	Black	TW BKB
2001-04			Haartz Twillfast Cloth	2319	Dark Blue	Black	TW BLB*
2001-04			Haartz Twillfast Cloth	2472	Dark Cherry	Black	N/A
2001-04			Haartz Twillfast Cloth	2534	Euro Green	Black	TW EUB
1986-94	Porsche 911	2010R	Sonnenland Classic German Cloth	9300002A	Black	Black Dobby	GR BKB
			Sonnenland Classic German Cloth	9300004A	Blue	Black Dobby	GR BLB
			Sonnenland Classic German Cloth	9300009A	Brown	Black Dobby	GR BRB
1989-94	Porsche 944, 968	3130C	Sonnenland Classic German Cloth	9300002A	Black	Black Dobby	GR BKB
			Sonnenland Classic German Cloth	9300004A	Blue	Black Dobby	GR BLB
			Sonnenland Classic German Cloth	9300009A	Brown	Black Dobby	GR BRB
1997-2002	Porsche Boxster/S	3161, 3162	Sonnenland A5 German Cloth Singed	94281060A	Black	Black Dobby	A5S BKB
			Sonnenland A5 German Cloth Singed	94483460A	Graphite Grey	Black Dobby	A5S GGB
			Sonnenland A5 German Cloth Singed	94481365A	Metropol Blue	Black Dobby	A5S MPB
			Sonnenland A5 German Cloth Singed	94483560A	Space Grey	Black Dobby	A5S SGB
2003-04	Porsche Boxster/S	3163	Sonnenland A5 German Cloth Singed	94281060A	Black	Black Dobby	A5S BKB

Convertible/Original Cloth Topping Cross Reference

Range of Years	Convertible Make & Model	Robbins Part No.	Cloth Type	Color No.	Surface Color	Backing Color	Cloth Code
			Sonnenland A5 German Cloth Singed	94483460A	Graphite Grey	Black Dobby	A5S GGB
			Sonnenland A5 German Cloth Singed	94481365A	Metropol Blue	Black Dobby	A5S MPB
			Sonnenland A5 German Cloth Singed	94483560A	Space Grey	Black Dobby	A5S SGB
2005-11	Porsche Boxster/S	3164	Sonnenland A5 German Cloth Singed	94281060A	Black	Black Dobby	A5S BKB
2003-07			Sonnenland A5 German Cloth Singed	94483460A	Graphite Grey	Black Dobby	A5S GGB
2005-11			Sonnenland A5 German Cloth Singed	94481365A	Metropol Blue	Black Dobby	A5S MPB
2003-07			Sonnenland A5 German Cloth Singed	94483560A	Space Grey	Black Dobby	A5S SGB
2009-11			Sonnenland A5 German Cloth Singed	94782203A	Brown	Black Dobby	A5B BRB
2008-11			Sonnenland A5 German Cloth Singed	94481460A	Stone Gray	Black Dobby	N/A
1995-1997	Porsche 993	3175C	Sonnenland Classic German Cloth	9300002A	Black	Black Dobby	GR BKB
1995-1997			Sonnenland Classic German Cloth	9300004A	Blue	Black Dobby	GR BLB
1995-1997			Sonnenland Classic German Cloth	9300009A	Brown	Black Dobby	GR BRB
1998			Sonnenland A5 German Cloth Singed	94281060A	Black	Black Dobby	A5S BKB
1998			Sonnenland A5 German Cloth Singed	94483460A	Graphite Grey	Black Dobby	A5S GGB
1998			Sonnenland A5 German Cloth Singed	94481365A	Metropol Blue	Black Dobby	A5S MPB
1998			Sonnenland A5 German Cloth Singed	94483560A	Space Grey	Black Dobby	A5S SGB
1999-2001	Porsche 998	3177, 3178	Sonnenland A5 German Cloth Singed	94281060A	Black	Black Dobby	A5S BKB
			Sonnenland A5 German Cloth Singed	94483460A	Graphite Grey	Black Dobby	A5S GGB
			Sonnenland A5 German Cloth Singed	94481365A	Metropol Blue	Black Dobby	A5S MPB
			Sonnenland A5 German Cloth Singed	94483560A	Space Grey	Black Dobby	A5S SGB
2002-On	Porsche 911	3179	Sonnenland A5 German Cloth Singed	94281060A	Black	Black Dobby	A5S BKB
2003-07			Sonnenland A5 German Cloth Singed	94483460A	Graphite Grey	Black Dobby	A5S GGB
2002-On			Sonnenland A5 German Cloth Singed	94481365A	Metropol Blue	Black Dobby	A5S MPB
2003-07			Sonnenland A5 German Cloth Singed	94483560A	Space Grey	Black Dobby	A5S SGB
2009-11			Sonnenland A5 German Cloth Singed	94782203A	Brown	Black Dobby	A5B BRB
2008-11			Sonnenland A5 German Cloth Singed	94481460A	Stone Gray	Black Dobby	N/A
1986-94	Saab 900	2725C, HD272	Sonnenland Classic German Cloth	9300002A	Black	Black Dobby	GR BKB

Convertible/Original Cloth Topping Cross Reference

Range of Years	Convertible Make & Model	Robbins Part No.	Cloth Type	Color No.	Surface Color	Backing Color	Cloth Code
			Sonnenland Classic German Cloth	9300004A	Blue	Black Dobby	GR BLB
1996	Saab 900	2728R	Haartz Twillfast Cloth	1973	Black	Black Dobby	TW BKB
			Haartz Twillfast Cloth	1952	Blue	Black Dobby	TW BLB
1997-98	Saab 900	2728R	Sonnenland A5 German Cloth	94281060A	Black	Black Dobby	A5 BKB
1999-03	Saab 9-3	2732C	Sonnenland A5 German Cloth	94281060A	Black	Black Dobby	A5 BKB
2004-09	Saab 9-3	2735C	Sonnenland A5 German Cloth	94581001A	Black	Black Dobby	A5 BKB
2004-09			Sonnenland A5 German Cloth	94682101A	Dark Blue	Black Dobby	N/A
2007-On			Sonnenland A5 German Cloth	94580814A	Cream	Black Dobby	A5 CRB
2008			Sonnenland A5 German Cloth	94583901A	Orion Grey	Black Dobby	A5 OGB
1991-93	Toyota Celica	3002C, PC3002	Haartz Stayfast Cloth	848	Black	Black	ST BKB
1995-99	Toyota Celica 1998-99	3003C, HD303	Haartz Stayfast Cloth Haartz Stayfast Cloth	848	Black Tan	Black Black	ST BKB ST TAB
1999-2003	Toyota Solara	3010C, HD301	Topline T3000 Cloth	1878	Black	Black	SF BKB
			ToplineT3000 Cloth	1944	Tan	Black	SF TAB
2004-09	Toyota Solara	3011C	Topline T3000 GP 30 Acoustic Cloth	1878	Black	Black	SFA BKB
			Topline T3000 GP 30 Acoustic Cloth	1944	Tan	Black	SFA TAB
1999-06	Volvo C70	8400C	Sonnenland A5 German Cloth	94581001A	Black	Black Dobby	A5 BKB
			Sonnenland A5 German Cloth	94536704A	Marine Blue	Black Dobby	A5 IDB*
			Sonnenland A5 German Cloth	94582903A	GrayBeige	Black Dobby	N/A
1980-93	VW Rabbit, Golf 1	2062	Sonnenland Classic German Cloth	9300002A	Black	Black Dobby	GR BKB
1994-00	VW Cabrio, Golf III	2064	Haartz Twillfast Cloth	1973	Black	Black Dobby	TW BKB
			Haartz Twillfast Cloth	1952	Blue	Black Dobby	TW BLB
2001-02	VW Cabrio, Golf IV	2066	Haartz Twillfast Cloth	1973	Black	Black Dobby	TW BKB
			Haartz Twillfast Cloth	1952	Blue	Black Dobby	TW BLB
			Sonnenland A5 German Cloth	94581503A	English Green	Black Dobby	N/A
			Sonnenland A5 German Cloth	9458200A	Titan Gray	Black Dobby	A5 TGB
2003-10	VW Beetle,	2068, 2068A	Sonnenland A5 German Cloth	94281060A	Black	Black Dobby	A5 BKB
2003-10			Sonnenland A5 German Cloth	9458200A	Titan Gray	Black Dobby	A5 TGB
2003-10			Sonnenland A5 German Cloth	94580814A	Cream	Black Dobby	A5 CRB
2007			Sonnenland A5 German Cloth	94581204A	Bordeaux	Black Dobby	A5 DBB

Preferred Installers Program

Robbins created our Preferred Installer Program to help convertible owners locate experienced, fair and honest Automotive Upholstery and Trim Shops to install Robbins convertible tops and other products. The Trim Shops we list as Preferred Installers are screened for their level of service and knowledge of our products as described in the Preferred Installer Principles below.

If you are the owner or manager of a Trim Shop and would like to join our growing network of Preferred Installers, please call us at 1-877-404-3200 and ask to speak with one of our customer service representatives.

Preferred Installer Principles



Trim Shops must agree to the following conditions to participate in Robbins' Preferred Installer Program and have your Trim Shop listed on our website.

- **Business License:** Have a valid business license.
- **Place of Business:** Operate your trim shop in a place of business, not from your home or a vehicle only.
- **Courtesy:** Treat customers and their convertibles with respect and appreciation.
- **Honesty.** Take time to fully explain the work required and the parts that are needed to install a convertible top or other product correctly. Explain to customers that top pads, side

cables and other parts should be purchased to avoid warranty problems, and to provide maximum service life for the new convertible top you plan to install.

- **Integrity:** Do what you say you will do for a customer. Provide your customers with first-rate care and service.
- **Reliability:** Finish jobs on the day you have promised them. If an unforeseen problem prevents any job from being completed on schedule, call the customer and provide a clear explanation of the delay.
- **Craftsmanship:** Make certain you and your employees are knowledgeable about convertible top installation techniques, and possess the tools and experience required for each job you take in.
- **Thoroughness:** Check to see that all jobs are performed completely and correctly. Make sure no tools, drill shavings, or other debris are left in the vehicle, and that tops and windows are clean when the customer picks up the car.
- **Creativity:** Offer suggestions about the best way to do the job, to ensure that your customer will be satisfied with your work.
- **Guarantee:** Stand behind your work. Give the Robbins' Warranty Card, Tradition of Excellence brochure, and any other items intended for the car owner when they pickup their convertible. Provide customers with detailed receipts specifying Robbins part numbers sold and/or installed. Honor any warranty claims that may arise by reporting claims to your distributor and following Robbins' warranty procedures.



New!

PermaLok™

Window Bonding System

Lifetime Warranty



Integrity ∞ Quality
Service ∞ Support

DISTRIBUTED BY:

