

12MVP (HTR) - 13 mm

13 mm MVP Self Regulating Heating Cable



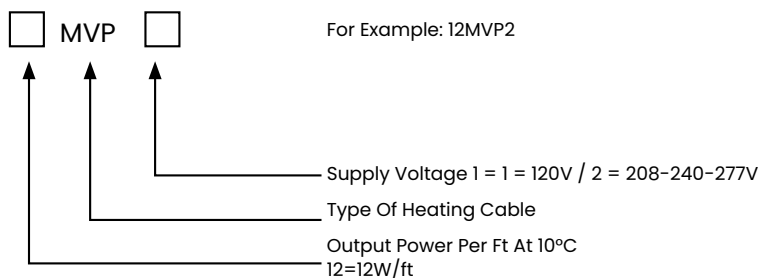
MVP cables are ideal for freeze protection & process temperature maintenance on pipe, tanks and valves for residential and commercial applications. These cables use the latest self-regulating technology adjusting heat output according to the temperature, making them energy efficient and cost effective.



- Cable can be cut to desired length and overlapped without risk of overheating.
- Suitable for metal or plastic surfaces.
- Low installation and maintenance cost.
- Tinned copper braid provides additional protection to the cable core.
- Flame retardant thermoplastic outer jacket option, protects against certain chemical solution, abrasion and impact damage.

Product number

MODEL	WATTS	VOLTAGE
12MVPI, 12MVP2	12	120V/240V



SPECIFICATION	
Jacket	Thermoplastic
Chemical Resistance	Organic and corrosive solutions
Nominal Thickness (mm)	6
Nominal Width (mm)	12.6
Minimum Bending Radius (mm)	36
Weight (kg/100m)	13.8
Electrical Classification	Non-Hazardous
Service Voltage	120V / 240V (208-277V)
Max. maintain or continuous exposure temperature (power on)	65°C (150°F)
Max. Intermittent Exposure	85°C (185°F)
Minimum Installation Temperature	-40°C (-40°F)
Protective Braid resistance	<18.2 Ω/km
Bus Wire Gauge	16 AWG
Approvals	CSA

Prices subject to change without notice.

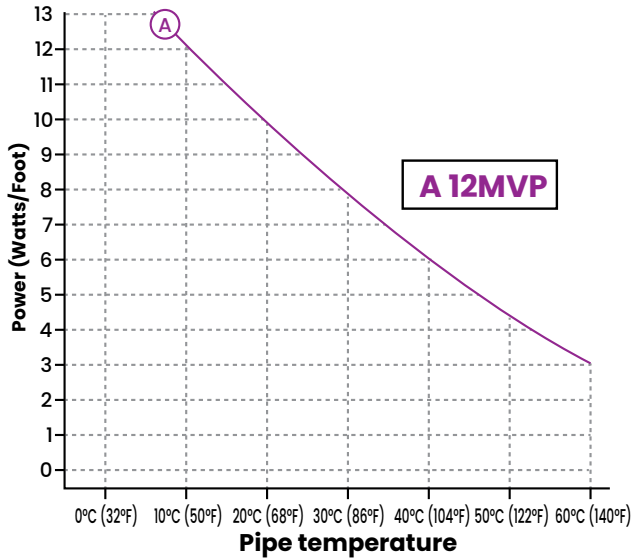


12MVP (HTR) - 13 mm

13 mm MVP Self Regulating Heating Cable

Power output curves

Nominal power output at 240V when MVP is installed on insulated metal pipes



	Adjustment Factors			
	Power Output		Circuit Length	
	208V	277V	208V	277V
12MVP	0.89	1.08	0.92	1.11


Maximum Length Based On Circuit Breaker Size

Minimum Start-up Temp.	CB Size	12MVP	
	Amps	120V ft	240V ft
10°C (50°F)	15	80	160
	20	140	270
	30	150	310
	40	150	310
0°C (32°F)	15	75	150
	20	130	260
	30	145	290
	40	150	310
-10°C (14°F)	15	70	140
	20	115	230
	30	142	285
	40	150	310
-18°C (0°F)	15	60	120
	20	80	160
	30	140	280
	40	150	310
-29°C (-20°F)	15	50	105
	20	65	140
	30	110	225
	40	150	310
-40°C (-40°F)	15	45	90
	20	60	125
	30	90	190
	40	140	280

Prices subject to change without notice.

12MVP (HTR) - 13 mm

13 mm MVP Self Regulating Heating Cable



Important:

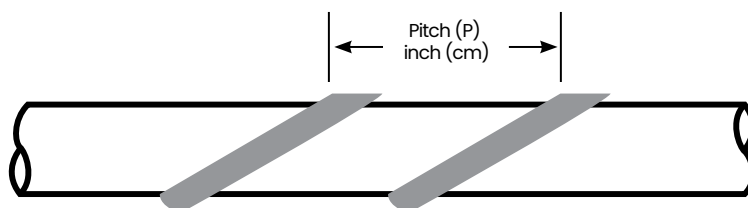
If the cable is longer than the pipe, it must be spiraled around it, evenly distributed. If twice the length, double trace the cable straight on the pipe in a 4 and 7 o'clock position. Apply a minimum insulation thickness of one (1) inch.

The MVP cable can be run into an open non-pressurized drain pipe containing only water. The cable end seal cannot be immersed in water. Otherwise, place the self-regulating heating cable on the outside pipe with insulation.

TABLE FOR SPIRAL PITCH (P)

To compensate for heat loss, and for an output ratio between 1X (single trace) and 2X (dual trace) use the following table.

Pipe Size IPS		Ratio of feet (meters) of cable per foot (meter) of pipe															
		1.1		1.2		1.3		1.4		1.5		1.6		1.7		1.8	
inch	cm	inch	cm	inch	cm	inch	cm	inch	cm	inch	cm	inch	cm	inch	cm	inch	cm
1	2.5	9	23	6	15	5	13	4	10	4	10	3	8	3	8	3	8
1 1/4	3.2	11	28	8	20	6	15	5	13	5	13	4	10	4	10	3	8
1 1/2	3.8	13	33	9	23	7	18	6	15	5	13	5	13	4	10	4	10
2	5.0	16	41	11	28	9	23	7	18	6	15	6	15	5	13	5	13
2 1/2	6.4	20	51	14	36	11	28	9	23	8	20	7	18	6	15	6	15
3	7.5	24	61	17	43	13	33	11	28	10	25	9	23	8	20	7	18
4	10	31	79	21	53	17	43	14	36	13	33	11	28	10	25	9	23
6	15	45	114	31	79	25	64	21	53	18	46	17	43	15	38	14	36
8	20	59	150	41	104	32	81	27	69	24	61	22	56	20	51	18	46
10	25	74	188	51	130	41	104	34	86	30	76	27	69	25	64	23	58
12	30	87	221	60	152	48	122	41	104	36	91	32	81	30	76	27	69
14	35	96	244	66	168	53	135	45	114	39	99	35	89	32	81	29	74
16	40	110	279	76	193	61	155	51	130	45	114	40	102	37	94	34	86
18	45	123	312	89	226	68	173	58	147	51	130	45	114	41	104	38	97
20	50	137	348	95	241	76	193	64	163	56	142	50	127	46	117	42	107
24	60	164	417	114	290	91	231	77	196	67	170	60	152	55	140	50	127



Example : For 4 inch pipe, with 1.5 feet of heater cable per foot of pipe, P = 13 inches.